




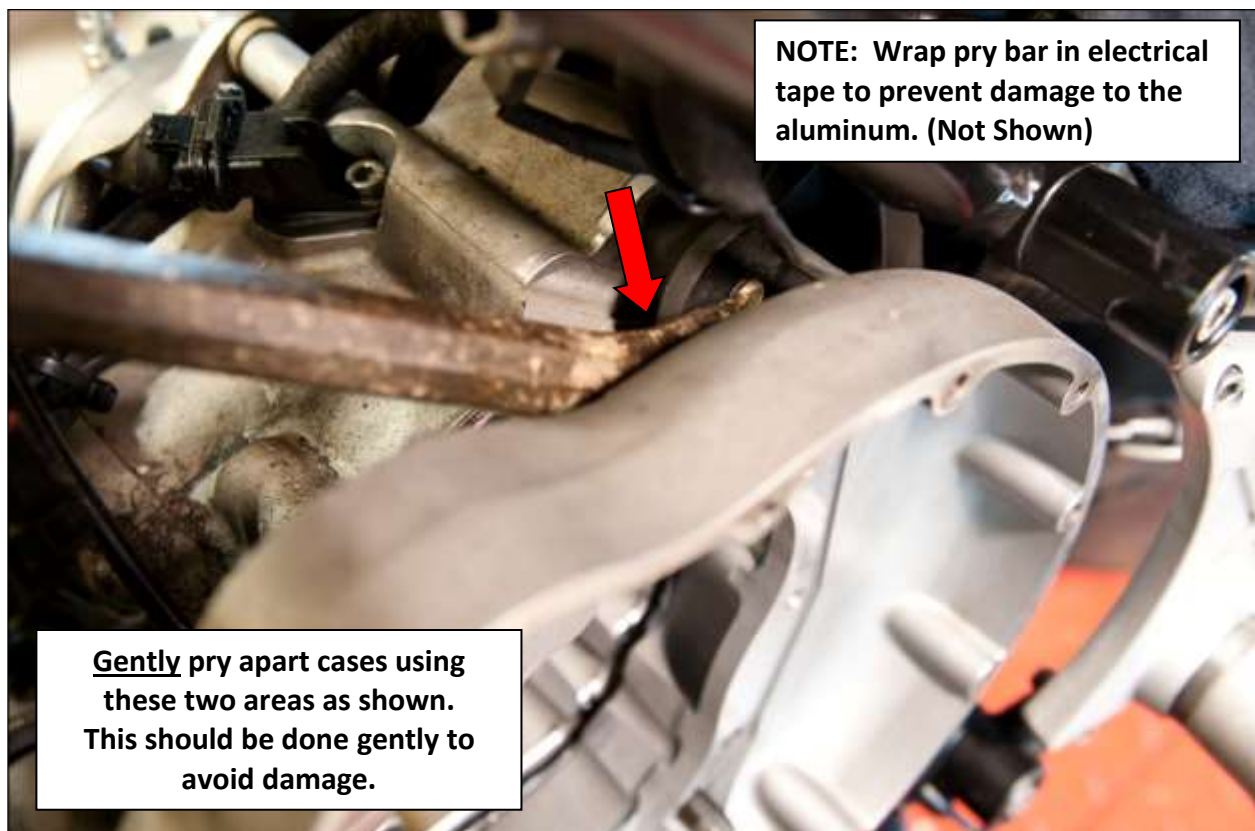



This section shows how to Split Your Crank Case in the Frame

If you ever end up getting to this point, you will really appreciate the time spent designing this engine


















Although this guide doesn't have a price tag it is copyrighted and formally registered. If you like what you see and this has helped you, please make a donation via **PAYPAL** to **richard@coote1.com**. Your support will help make more manuals like this available.

If you haven't helped yet, please donate so I can continue to offer these guides.

We are slowly developing useful tools to help make it easier for you to work on your pride and joy. Specialty hand crafted tools for your modern Norton by **One07 Tools**, can be purchased from places like **Colorado Norton Works in the USA**. If there are any tools in this manual or other manuals you would like more information on, please email me at **richard@coote1.com**



**John Snead on his 2015 Norton 961 Race Bike at Willow Springs Race Track
Rosamond, California, USA – April 24th 2016**