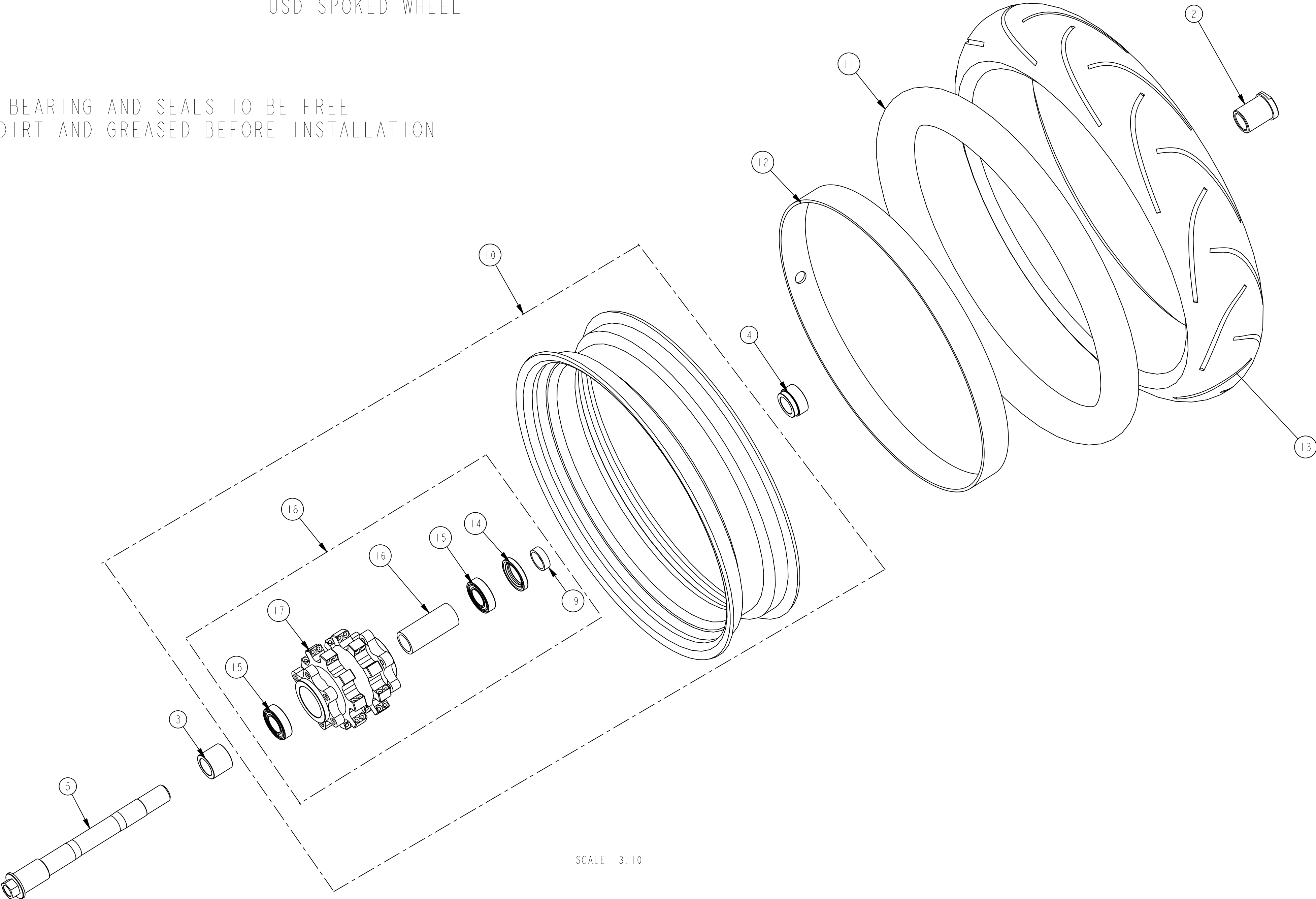


Section	CHANGE	REF NO	PART DESCRIPTION	COMPRISING	COMPRISING	COMPRISING	CSE-01	CSE-02	CSE-03	COM-01	COM-03	CCR-01	CCR-02	CMM-01	CMM-03	TORQUE (Nm)	REMARKS	MARKET VARIATION, APPLICABLE MARKET	PRODUCTION/SPARES/ ACCESSORY	
600		1	6000016	FRONT WHEEL ASSY, CARBON FIBRE, BLACK			1	1	1	1	1	1	1	1	1		STANDARD FRONT WHEEL FOR CSE-01/03		A	
600		23		VALVE ASSY, ALUM, 90			1	-									SPARES ONLY		S	
600		22		CIRCLIP, INT. DIA 42			1	-									SPARES ONLY		S	
600		21		BEARING BALL,			2	-									SPARES ONLY		S	
600		20		SPACER, INTERNAL, ALUMINIUM			1	-									SPARES ONLY		S	
600		6	6000049	SPINDLE, RWU				1		1				1		60	SPINDLE FOR CONVENTIONAL FORKS		PS	
600	Δ	7	6000006	SPINDLE NUT				1		1			1	1					PS	
600		8	6000003	SPACER, PLAIN, FRONT WHEEL LHS				1		1				1					PS	
600		9	6000004	SPACER, PLAIN, FRONT WHEEL RHS				1		1				1					PS	
600																				
600	Δ	5	6000050	SPINDLE, USD			1		1		1	1	1		1	60	SPINDLE FOR USD FORKS		PS	
600		2	6000013	SPINDLE NUT. USD FORKS, HIGH BARS			1		1		1	1	1		1				PS	
600		3	6000014	SPACER, FRONT WHEEL, USD FORKS, HIGH BARS LHS			1		1		1	1	1		1				PS	
600		4	6000015	SPACER, FRONT WHEEL, USD FORKS, HIGH BARS RHS			1		1		1	1	1		1				PS	
600																				
600		10	6000008	WHEEL ASSY, 3.5x17, SPOKE, CHROME RIM			1		1		1	1	1	1	1				PS	
600		18	6000043	HUB ASSY, SPOKED FRONT WHEEL, BLACK		1		1		1	1	1	1	1	1				S	
600		19	6000044	SPACER, SPOKED FRONT WHEEL, INNER, RH	1			1		1	1	1	1	1	1				S	
600		17	6000038	HUB, FRONT WHEEL, MACHINED, BACK	1			1		1	1	1	1	1	1				S	
600		16	6000037	FRONT WHEEL, CENTRE SPACER	1			1		1	1	1	1	1	1				S	
600		14	6000036	SEAL, 30 X 46.65 X 7, FRONT WHEEL, TALON	1			1		1	1	1	1	1	1				S	
600		15	6000035	BEARING, 25 X 47 X 12, FRONT WHEEL, TALON	2			2		2	2	2	2	2	2				S	
600																				
600		11	6000010	INNER TUBE, 17 INCH, FRONT				1		1	1	1	1	1	1		FOR TUBELESS TYRE		PS	
600		12	6000020	TYRE PROTECTION BAND, 17 INCH, FRONT, THERMO JOINED				1		1	1	1	1	1	1				PS	
600																				
600		11	6000010	INNER TUBE, 17 INCH, FRONT				1		1							FOR TUBELESS TYRE		A/S	
600		12	6000020	TYRE PROTECTION BAND, 17 INCH, FRONT, THERMO JOINED				1		1									A/S	
600																				
600		13	6000024	TYRE, FRONT, 120/70 x 17, DUNLOP QUALIFIER, FR				1	1	1	1	1	1	1	1		set to 34 PSI		PS	
600																				
600		10	6000008	WHEEL ASSY, 3.5x17, SPOKE, CHROME RIM			1	1		1									A/S	
600																				
600		10	6000009	WHEEL ASSY, 3.5x17, SPOKE, BLACK RIM			1	1	1	1	1	1	1	1	1				A/S	
		600.... FRONT WHEEL			ISSUE 1		DC NOTE			APPROVED S.SKINNER			ISSUE 2			DC NOTE DC 000610		APPROVED S. SKINNER		
600					3		000681			S. SKINNER			4			001002		S. SKINNER		

SECTION	600	ISSUE	DCN NUMBER	APPROVED BY/ DATE	ISSUE	DCN NUMBER	APPROVED BY/ DATE
		1					
		2	DC 000610	SS 03/11			
		3	DC 000681	SS 06/11			
DESCRIPTION	FRONT_WHEEL_ASSEMBLY						

USD SPOKED WHEEL

ALL BEARING AND SEALS TO BE FREE
OF DIRT AND GREASED BEFORE INSTALLATION

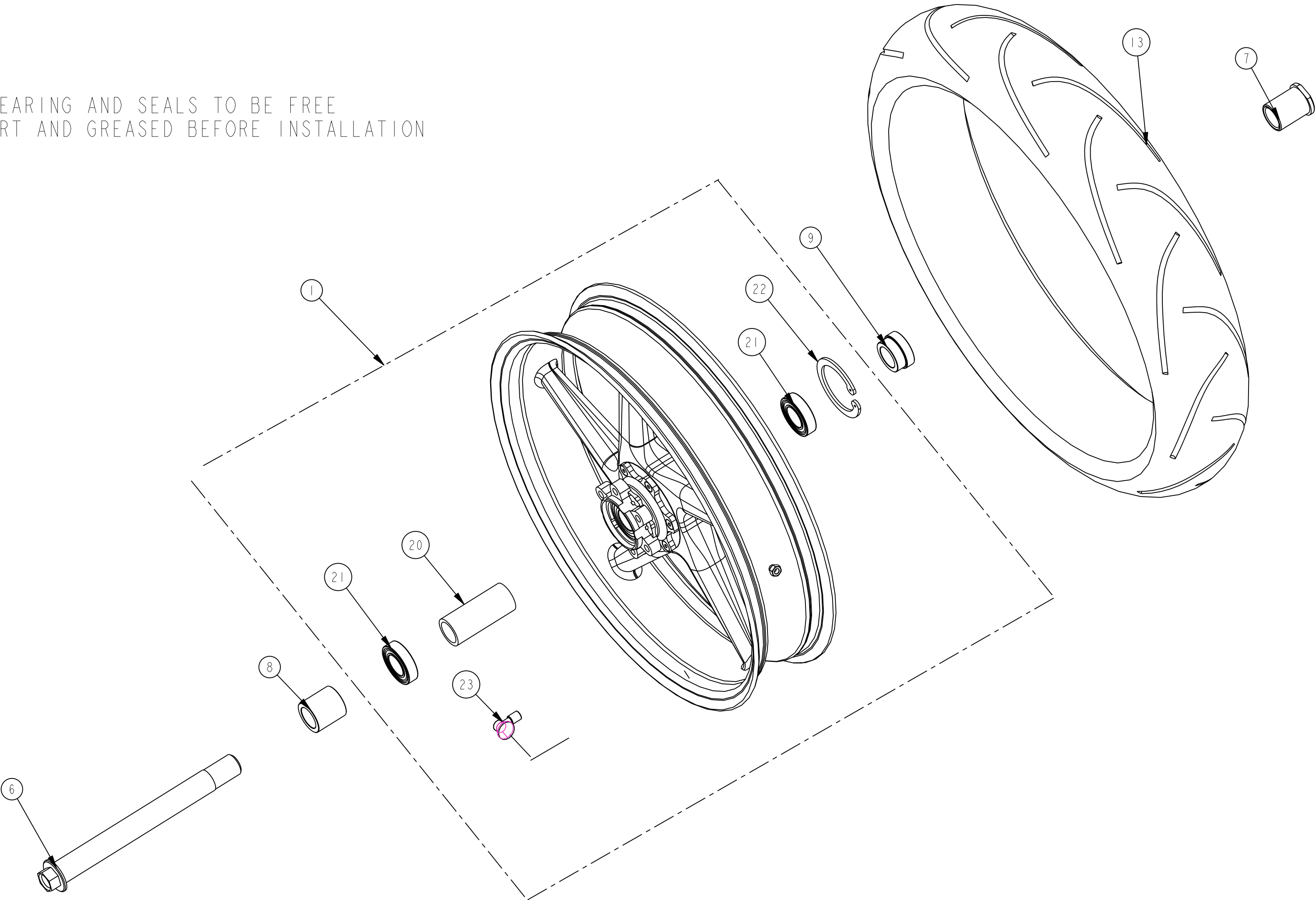


SCALE 3:10

SECTION	600	ISSUE	DCN NUMBER	APPROVED BY/ DATE	ISSUE	DCN NUMBER	APPROVED BY/ DATE
		1					
DESCRIPTION	FRONT_WHEEL_ASSEMBLY	2					

CONVENTIONAL FORKS CARBON

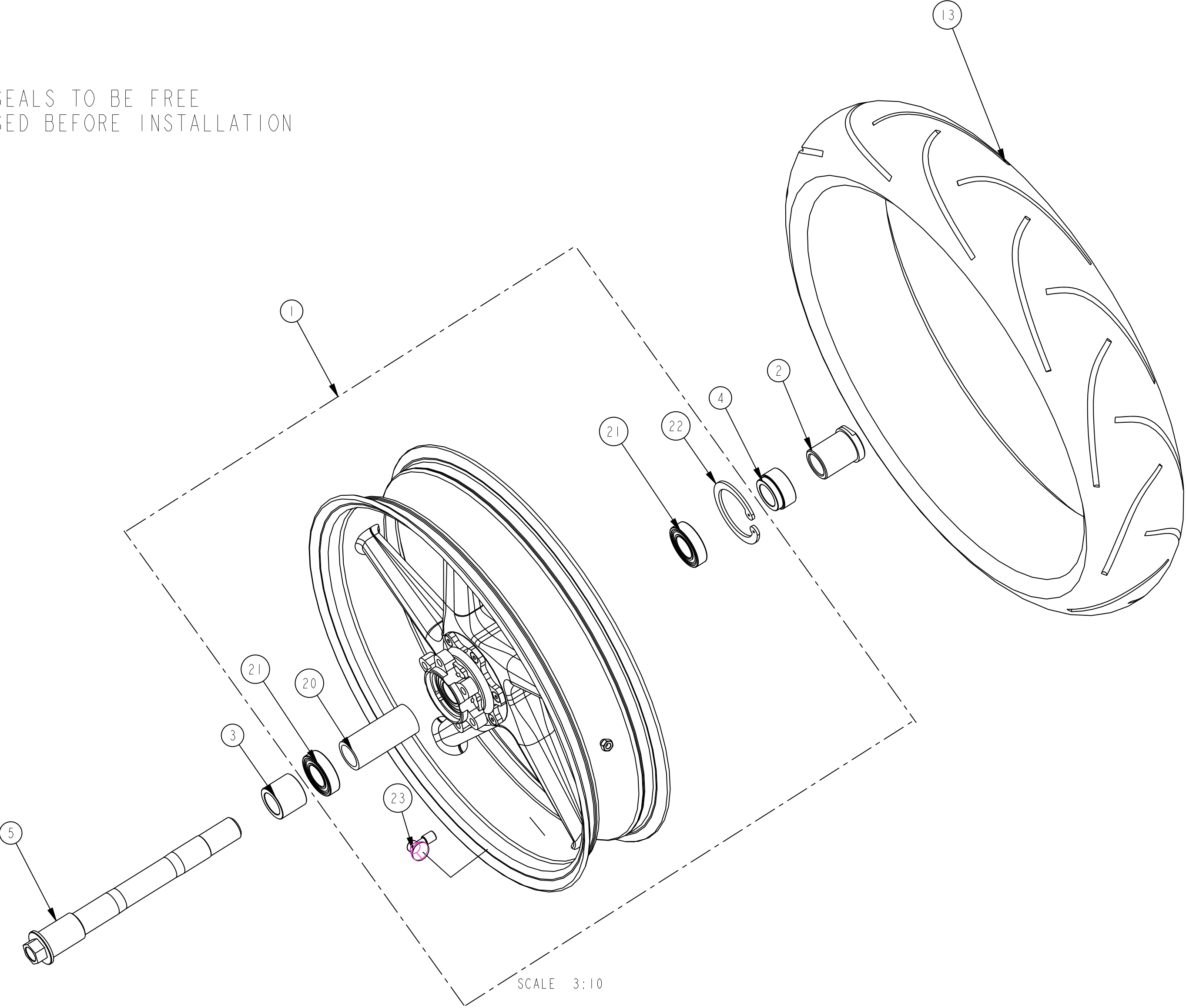
ALL BEARING AND SEALS TO BE FREE
OF DIRT AND GREASED BEFORE INSTALLATION



SECTION	600	ISSUE	DCN NUMBER	APPROVED BY/ DATE	ISSUE	DCN NUMBER	APPROVED BY/ DATE
		1					
		2					
DESCRIPTION	FRONT_WHEEL_ASSEMBLY						

USD FORK CARBON

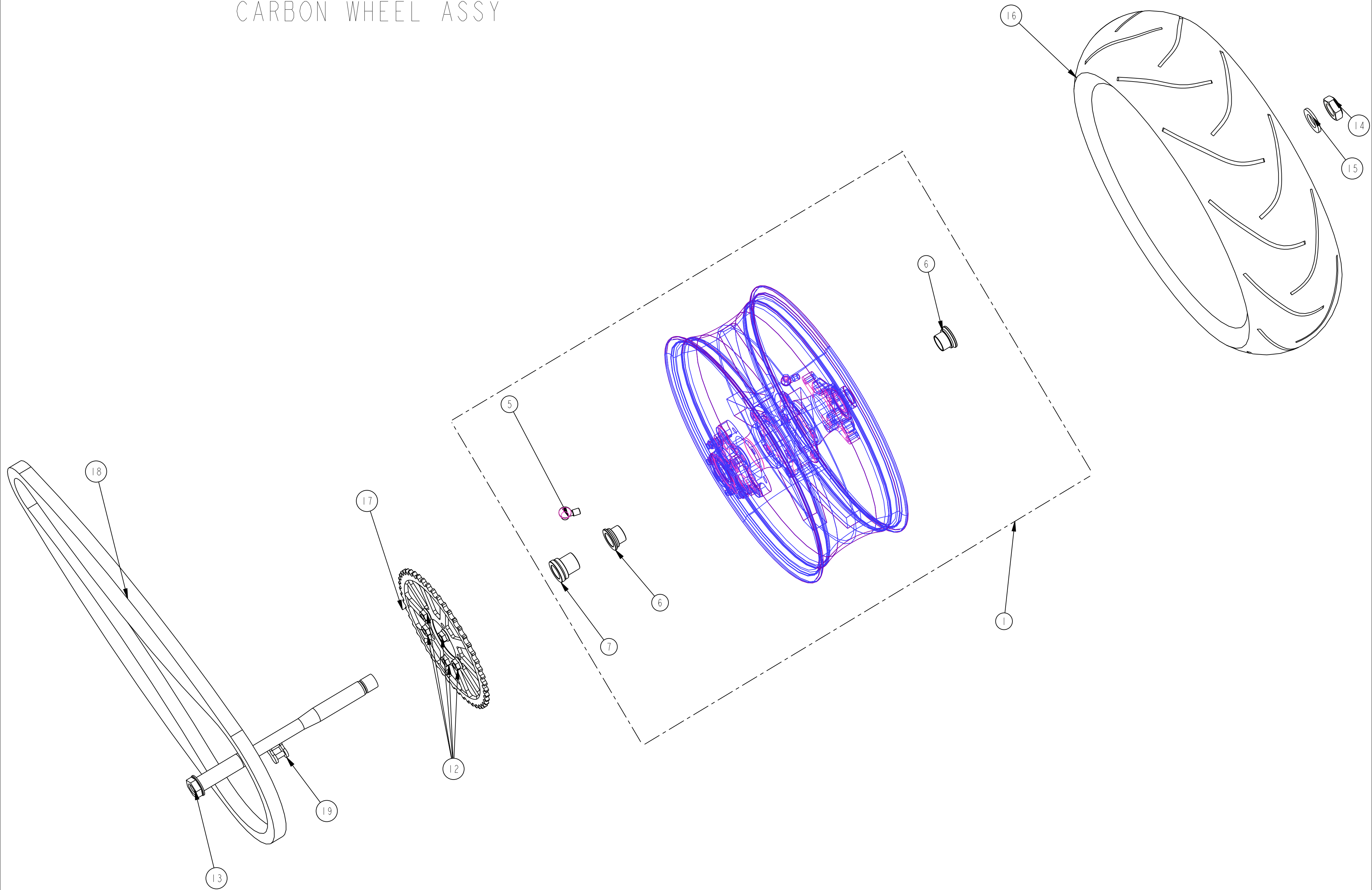
ALL BEARING AND SEALS TO BE FREE
OF DIRT AND GREASED BEFORE INSTALLATION



Section	CHANGE	REF NO	PART DESCRIPTION	COMPRISING	COMPRISING	COMPRISING	CSE-01	CSE-02	CSE-03	COM-01	COM-03	CCR-01	CCR-02	CMM-01	CMM-03	TORQUE (Nm)	REMARKS	MARKET VARIATION, APPLICABLE MARKET	PRODUCTION/SPARES/ ACCESSORY
601		1	6010019 REAR WHEEL, CARBON FIBRE, BLACK				1		1								STANDARD REAR WHEEL FOR CSE-01/03		PS
601			6010038 SPACER, INTERNAL, REAR WHEEL, CARBON			1													S
601			6010036 REAR WHEEL, BEARING 30 X 55 X 13 (CARBON)			2													S
601			6010037 BEARING 30 X 55 X 13, REAR WHEEL, CARBON			1													S
601			SEAL, OIL			1													S
601			6010039 CIRCLIP,REAR WHEEL, CARBON			1											TO HOLD BEARING IN THE HUB		S
601	5		6010040 VALVE ASSY, ALUMI, 90, REAR WHEEL, CARBON			1													S
601	7		6010044 SPACER, REAR WHEEL, RHS, CARBON			1													S
601	6		6010045 SPACER, REAR WHEEL, LHS, CARBON			1													S
601			BALANCE WEIGHT																PS
601	1		6010019 REAR WHEEL, CARBON FIBRE, BLACK					1		1	1	1	1	1	1		ACCESSORY WHEEL FOR ALL MODELS		A
601			6010038 SPACER, INTERNAL, REAR WHEEL, CARBON			1	-												S
601			6010036 REAR WHEEL, BEARING 30 X 55 X 13 (CARBON)			2	-												S
601			SEAL, OIL			1	-												S
601			6010039 CIRCLIP,REAR WHEEL, CARBON			1	-										TO HOLD BEARING IN THE HUB		S
601	5		6010040 VALVE ASSY, ALUMI, 90, REAR WHEEL, CARBON			1	-												S
601	6		6010044 SPACER, REAR WHEEL, RHS, CARBON			1													S
601	7		6010045 SPACER, REAR WHEEL, LHS, CARBON			1													S
601			BALANCE WEIGHT				-												PS
601	1		6010001 REAR WHEEL, CARBON FIBRE				1		1								SPARE FOR CSE-03/01 (OLD TITANIUM)		PS
601			6010038 SPACER, INTERNAL, REAR WHEEL, CARBON			1	-												S
601			6010036 REAR WHEEL, BEARING 30 X 55 X 13 (CARBON)			2	-												S
601			SEAL, OIL			1	-												S
601			6010039 CIRCLIP,REAR WHEEL, CARBON			1	-										TO HOLD BEARING IN THE HUB		S
601	5		6010040 VALVE ASSY, ALUMI, 90, REAR WHEEL, CARBON			1	-												S
601	7		6010044 SPACER, REAR WHEEL, RHS, CARBON			1													S
601	6		6010045 SPACER, REAR WHEEL, LHS, CARBON			1													S
601			BALANCE WEIGHT				-												PS
601			6010002 SPROCKET CARRIER ASSY, TITANIUM				1		1								FOR SPARES ONLY (OLD TITANIUM)		S
601			SPROCKET CARRIER, M/C, TITANIUM																
601			6010037 REAR WHEEL, BEARING 30 X 62 X 16 (CARBON)			1													S
601			6010041 RUBBERS,CUSH DRIVE,REAR WHEEL, CARBON			5													S
601			6010014 SPROCKET CARRIER ASSY, BLACK				1		1								STANDARD FOR CSE-01/03		PS
601			SPROCKET CARRIER, M/C, BLACK			1	-												S
601			6010037 REAR WHEEL, BEARING 30 X 62 X 16 (CARBON)			1													S
601			6010041 RUBBERS,CUSH DRIVE,REAR WHEEL, CARBON			5													S
601			6010014 SPROCKET CARRIER ASSY, BLACK					1		1	1	1	1	1	1		ACC FOR ALL MODELS		AS
601			SPROCKET CARRIER, M/C, BLACK			1	-												S
601			6010037 REAR WHEEL, BEARING 30 X 62 X 16 (CARBON)			1													AS
601			6010041 RUBBERS,CUSH DRIVE,REAR WHEEL, CARBON			5													AS
601			6010043 BOLTS, CUSH DRIVE, CARBON			5											TO CLAMP SPROCKET TO CARRIER		S
601	12		9120010 LOCKNUT, FLANGED, M10 X 1.25				5		5							55	TO CLAMP SPROCKET TO CARRIER		PS

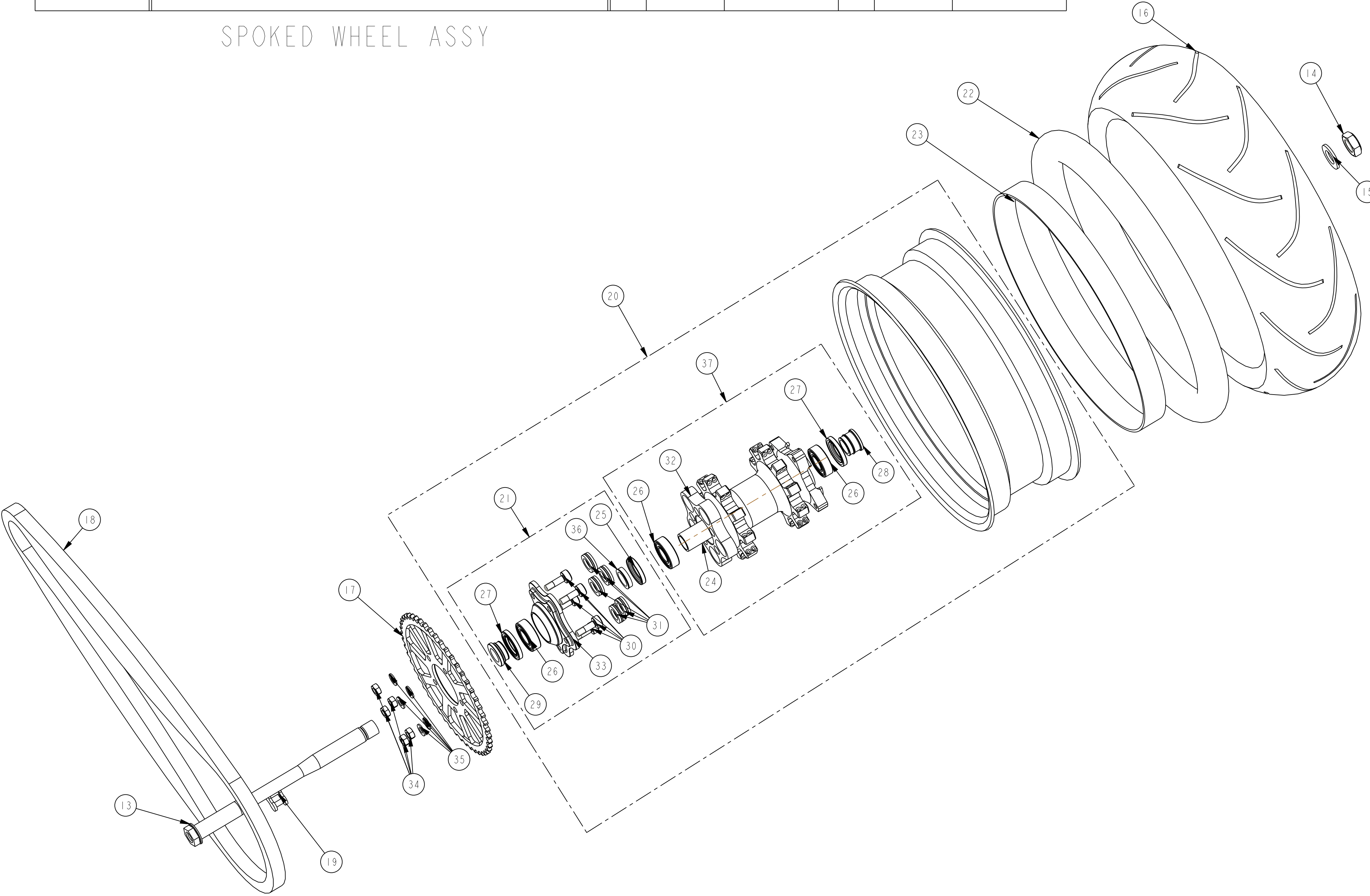
SECTION	601	ISSUE	DCN NUMBER	APPROVED BY/ DATE	ISSUE	DCN NUMBER	APPROVED BY/ DATE
		1					
		2	000656	ACS / 06/2011			
DESCRIPTION	REAR WHEEL ASSEMBLY	3	000679	PWB 06/11			

CARBON WHEEL ASSY



SECTION	601	ISSUE	DCN NUMBER	APPROVED BY/ DATE	ISSUE	DCN NUMBER	APPROVED BY/ DATE
		1					
DESCRIPTION	REAR WHEEL ASSEMBLY	2	000656	ACS / 06/2011			
		3	000679	PWB 06/11			

SPOKED WHEEL ASSY



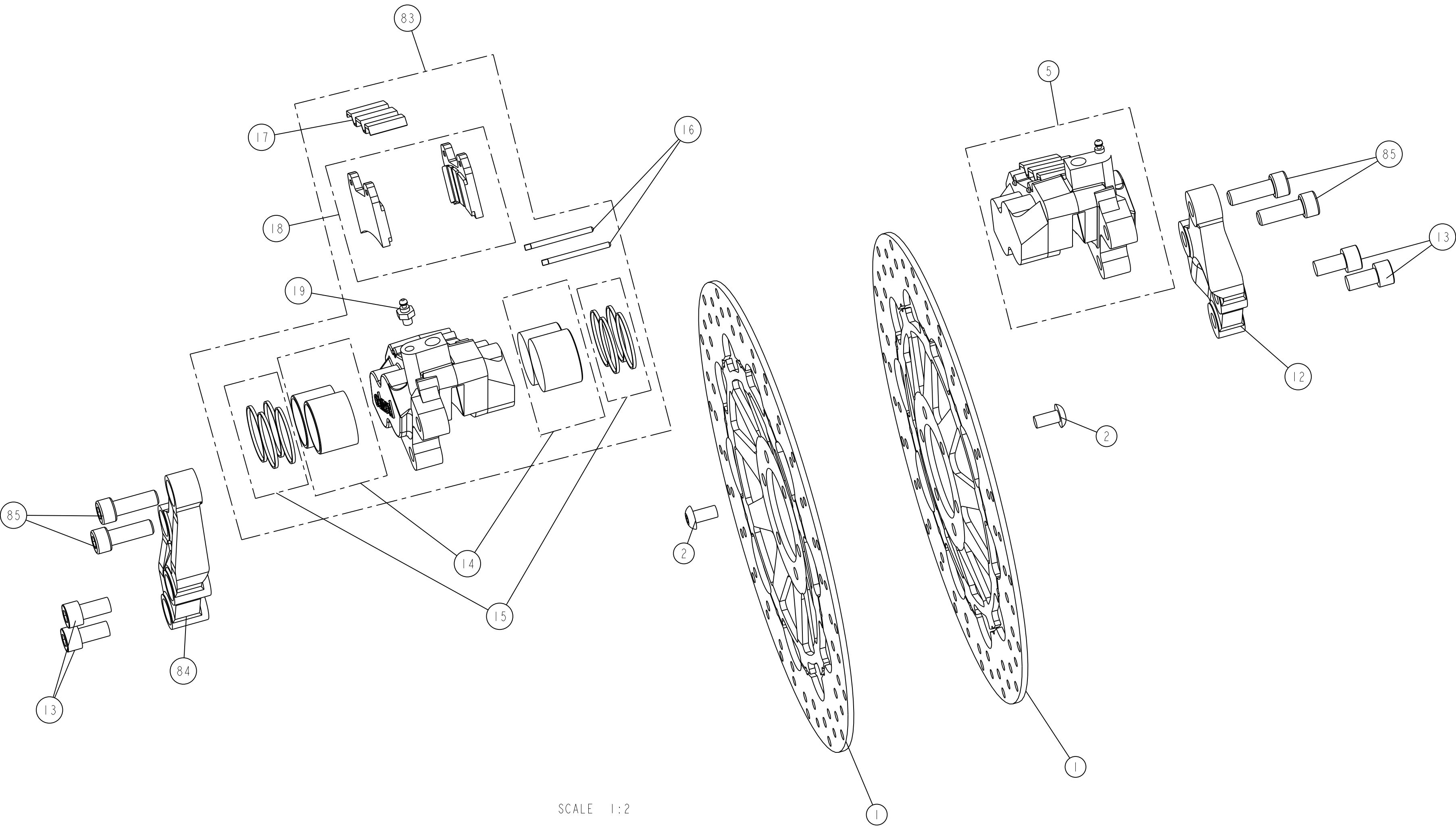
Section	CHANGE	REF NO	PART DESCRIPTION	COMPRISING	COMPRISING	COMPRISING	CSE-01	CSE-02	CSE-03	COM-01	COM-03	CCR-01	CCR-02	CMM-01	CMM-03	TORQUE (Nm)	REMARKS	MARKET VARIATION, APPLICABLE MARKET	PRODUCTION/SPARES/ ACCESSORY
602		20	6020001	BRAKE LEVER ASSY,AXIAL			1	1	1			1	1				STANDARD FOR CSE, CCR, ROW COM/CMM		PS
602		21	6020068	LEVER, BRAKE, REMOTE RESERVOIR		1													S
602		22	6020010	RESERVOIR, MASTER CYL, FRONT			1	1	1			1	1				BRAKE RESERVOIR		PS
602		55	6020027	FRONT BRAKE LIGHT SWITCH			1	1	1			1	1						PS
602		79	6020043	LEVER ASSY, BRAKE, INTERGRAL RESERVOIR, HIGH BARS						1	1				1	1	STANDARD LEVER FOR COM-01 AND CDS-01		PS
602		80	6020069	LEVER, BRAKE, INTERGRATED RESERVOIR		1													S
602		79	6020043	LEVER ASSY, BRAKE, INTERGRAL RESERVOIR, HIGH BARS			1	1	1			1	1				ACCESSORY FITMENT		A
602		80	6020069	LEVER, BRAKE, INTERGRATED RESERVOIR		1													A/S
602		81	6020101	BOLT, M6 X 25 X 1.0, CP HD,GOLD		4										8	HALF CLAMP BOLTS		S
602		82	6020033	HALF CLAMP, FRONT, VERTICAL			1	1	1			1	1				REPLACES STD CLAMP FROM BREMBO		PS
602		78	6020038	FLYLEAD, BRAKE LIGHT SWITCH, INTEGRAL RESERVOIR						1	1				1	1	INTEGRAL RESERVOIR ONLY,		
602		105	6020108	MICRO SWITCH, BRAKE LEVER ASSEMBLY, INTEGRAL RESERVOIR, HIGH BARS			1	1	1	1	1	1	1	1	1				S
602		29	6020023	SCREW, UPPER, M/CYL RES MOUNT KIT			1	1	1			1	1			4	TO CLAMP BRAKE RESERVOIR TO BRACKET		PS
602		28	6020021	DUMPER, M/CYL RES MOUNT KIT			1	1	1			1	1				RUBBER GROMMET FOR MASTER CYLINDER		PS
602		32	6020022	NUT, M/CYL RES MOUNT KIT			1	1	1			1	1				NUT USED TO CLAMP RESERVOIR TO BRACKET		PS
602		69	9300017	CLIP, CONSTANT TENSION, WIRE, ID 10MM			6	6	6	2	2	6	6	2	2		USED WITHIN FRONT AND REAR		PS
602		31	6020026	HOSE, FRONT BRAKE M/CYL RESERVOIR			1	1	1								USED FOR FRONT BRAKE ONLY		PS
602		30	6020053	HOSE, FRONT BRAKE M/CYL RESERVOIR, CLIP-ONS								1	1				USED FOR FRONT BRAKE CAFE RACER ONLY		PS
602		24	6020074	BRACKET, BRAKE RESERVOIR, XM			1	1	1								FRONT BRAKE RESERVOIR BRACKET		PS
602		23	6020016	BRACKET, BRAKE RESERVOIR, CLIP-ONS, XM								1	1				FRONT BRAKE RESERVOIR BRACKET, CR		PS
602		25	9000612	BOLT, CAP HD, M6 X 12 X 1.0			1	1	1			1	1			6	BRACKET TO MASTER CYLINDER		PS
602		91	6040005	LEVER ASSY CLUTCH			1	1	1	-	-	1	1	-	-		GOLD LEVER ASSY, (REMOTE RESERVOIRS)		PS
602		92	6040059	LEVER, CLUTCH, REMOTE RESERVOIR		1													S
602		93	6040051	BRACKET, CLUTCH RESERVOIR, CLIP-ONS, XM								1	1				CAFE RACER ONLY BRACKET TO MASTER CYLINDER		PS
602		94	6040070	BRACKET, CLUTCH RESERVOIR, XM			1	1	1								BRACKET TO MASTER CYLINDER		PS
602		25	9000612	BOLT, CAP HD, M6 X 12 X 1.0			1	1	1			1				8			PS
602		55	6020011	RESERVOIR, MASTER CYL, REAR			1	1	1			1					USED FOR CLUTCH RESERVOIR		S
602		95	6040045	HOSE, CLUTCH M/CYL RESERVOIR			1	1	1								HOSE FOR RESERVOIR TO CYLINDER		PS
602		96	9000512	BOLT, CAP HD, M5 X 12 X 0.8			1	1	1			1				7	RESERVOIR TO BRACKET		PS
602		97	9120005	LOCKNUT, FLANGED, M5 X 0.8			1	1	1			1				7	RESERVOIR TO BRACKET		PS
602		98	6020086	HOSE, FRONT CLUTCH M/CYL RESERVOIR, CLIP-ONS								1					CAFE RACER RESERVOIR HOSE (SHORTER)		PS
602		106	6040203	MICROSWITCH, CLUTCH LEVER ASSEMBLY			1	1	1			1							S
602		99	6040039	LEVER ASSY, CLUTCH, INTERGRAL RESERVOIR, HIGH BARS				-	-	1	1	-	-	1	1		SPORT AND DUAL SEAT LEVER ASSY (BLACK)		PS
602		100	6040060	LEVER, CLUTCH, INTERGRATED RESERVOIR		1													S
602		99	6040039	LEVER ASSY, CLUTCH, INTERGRAL RESERVOIR, HIGH BARS			1	1	1		-	-	-		-		ACCESSORY FITMENT		A
602		100	6040060	LEVER, CLUTCH, INTERGRATED RESERVOIR		1													S
602		105	6040203	MICROSWITCH, CLUTCH LEVER ASSEMBLY															S
602		101	6040029	SLAVE CYLINDER, CLUTCH			1	1	1	1	1	1	1	1	1				PS
602		102	9000616	BOLT, CAP HD, M6 X 16 X 1.0			3	3	3	3	3	3	3	3	3	12	TO CLAMP SLAVE CYLINDER TO SPROCKET COVER		PS
602		68	6020030	HYDRO STOP, REAR M/CYL			1	1	1	1	1	1	1	1	1		REAR BRAKE LIGHT SWITCH		PS

Section	CHANGE	REF NO	PART DESCRIPTION	COMPRISING COMPRISING	COMPRISING	CSE-01	CSE-02	CSE-03	COM-01	COM-03	CCR-01	CCR-02	CMM-01	CMM-03	TORQUE (Nm)	REMARKS	MARKET VARIATION, APPLICABLE MARKET	PRODUCTION/SPARES/ ACCESSORY
602		59	6020046	HYDRAULIC LINE KIT, USD FORKS, HIGH BARS				1		1				1		CSE-03 KIT ONLY		PS
602		27	6020048	DOUBLE BANJO BOLT M10 X 1MM X 34.5MM		1									25	SPARES ONLY		S
602		26	6020049	COPPER WASHER		13										SPARES ONLY USED FOR FRONT, REAR, CLUTCH		S
602		57	6020050	45' BANJO		4										SPARES ONLY FRONT, CLUTCH		S
602		60	6020051	BRAKE HOSE, LH, 725MM LENGTH		1										SPARES ONLY		S
602		61	6020052	BRAKE HOSE, RH, 750MM LENGTH		1										SPARES ONLY		S
602		62	6020107	BANJO BOLT WITH BLEED NIPPLE M10 X 1.0		2									25	SPARES ONLY		S
602		63	6020037	BOLT, BANJO, M10 x 1.0 x 18, CHROME		2									25	SPARES ONLY CLUTCH, REAR		S
602		64	6040046	HOSE, CLUTCH, 1200MM LENGTH		1										SPARES ONLY		S
602		58	6020056	90' BANJO		1										SPARES ONLY		S
602		33	6020057	20' BANJO		1										SPARES ONLY		S
602		53	6020039	HOSE, BRAIDED, BRAKE, REAR, 825MM		1										SPARES ONLY		S
602		66	6020058	STRAIGHT BANJO		1										SPARES ONLY		S
602		67	6040047	CLUTCH, ADAPTOR 10MM X 1MM		1									20	SPARES ONLY		S
602		70	6020059	HYDRAULIC LINE KIT, CONVENTIONAL FORKS, AXIAL CALIPERS			1	1		1				1		HYDRAULIC LINE KIT COM-01, CMM-03, CSE-01, CSE-02		PS
602		27	6020048	DOUBLE BANJO BOLT M10 X 1MM X 34.5MM		1									25	SPARES ONLY		S
602		26	6020049	COPPER WASHER		13										SPARES ONLY		S
602		57	6020050	45' BANJO		2										SPARES ONLY		S
602		33	6020057	20' BANJO		1										SPARES ONLY		S
602		60	6020051	BRAKE HOSE, LH, 725MM LENGTH		1										SPARES ONLY		S
602		61	6020052	BRAKE HOSE, RH, 750MM LENGTH		1										SPARES ONLY		S
602		65	6020060	MODIFIED BANJO, 90', COMPOUND BEND		2										SPARES ONLY (AXIAL CALIPERS ONLY)		S
602		63	6020037	BOLT, BANJO, M10 x 1.0 x 18, CHROME		4									25	SPARES ONLY		S
602		58	6020056	90' BANJO		1										SPARES ONLY		S
602		53	6020039	HOSE, BRAIDED, BRAKE, REAR, 825MM		1										SPARES ONLY		S
602		66	6020058	STRAIGHT BANJO		1										SPARES ONLY		S
602		64	6040046	HOSE, CLUTCH, 1200MM LENGTH		1										SPARES ONLY		S
602		67	6040047	CLUTCH, ADAPTOR 10MM X 1MM		1									20	SPARES ONLY		S
602		71	6020063	HYDRAULIC LINE KIT, USD FORKS, CLIP ONS							1	1				CCR-01/02 KIT ONLY		PS
602		27	6020048	DOUBLE BANJO BOLT M10 X 1MM X 34.5MM		1									25	SPARES ONLY		S
602		26	6020049	COPPER WASHER		13										SPARES ONLY USED FOR FRONT, REAR, CLUTCH		S
602		57	6020050	45' BANJO		4										SPARES ONLY FRONT, CLUTCH		S
602		33	6020057	20' BANJO		1										SPARES ONLY		S
602		72	6020064	BRAKE HOSE, LH, 635MM LENGTH		1										SPARES ONLY		S
602		73	6020065	BRAKE HOSE, RH, 660MM LENGTH		1										SPARES ONLY		S
602		62	6020055	BANJO BOLT WITH BLEED NIPPLE 10MM X 1MM		2									25	6NM BLEED NIPPLE SPARES ONLY		S
602		63	6020037	BOLT, BANJO, M10 x 1.0 x 18, CHROME		2									25	SPARES ONLY CLUTCH, REAR		S
602		74	6040046	HOSE, CLUTCH, 1110MM LENGTH		1										SPARES ONLY		S
602		58	6020056	90' BANJO		1										SPARES ONLY		S
602		53	6020039	HOSE, BRAIDED, BRAKE, REAR, 825MM		1										SPARES ONLY		S
602		66	6020058	STRAIGHT BANJO		1										SPARES ONLY		S
602		67	6040047	CLUTCH, ADAPTOR 10MM X 1MM		1									20	SPARES ONLY		S
602		75	6020061	CLIP, BRAKE LINE				2		2	2	2		2		USED WITH 6MM HOLE IN MUDGUARD, USD ONLY		PS
602		76	6020014	WIRE GUIDE, BRAKE HOSE			1	1	1	1	1	1	1	1				PS
602		77	9000601	BOLT, CAP HD, M6 X 1.0			1	1	1	1	1	1	1	1	12	CLAMP WIRE GUIDE TO YOKE/ COPPER GREASE		PS

Section	CHANGE	REF NO	PART DESCRIPTION	COMPRISING COMPRISING	COMPRISING	CSE-01	CSE-02	CSE-03	COM-01	COM-03	CCR-01	CCR-02	CMM-01	CMM-03	TORQUE (Nm)	REMARKS	MARKET VARIATION, APPLICABLE MARKET	PRODUCTION/SPARES/ ACCESSORY
602		90	9400013	WASHER, PENNY, M6, 6.4 X 18 X 1.6		1	1	1	1	1	1	1	1	1		BETWEEN BOLT AND WIRE GUIDE		ps
602		5	6020002	CALIPER ASSY, AXIAL, LH		1	1		1				1			GOLD FINISH		PS
602		14	6020095	PISTON SET, CALIPER AXIAL		1												S
602		15	6020096	SEAL KIT, CALIPER, AXIAL		1												S
602		16	6020097	PAD REATINER, CALIPER, AXIAL		1												S
602		17	6020099	PAD, SPRING, CALIPER, AXIAL		1												S
602		18	6020072	PADS, BRAKE, FRONT, AXIAL		1												S
602		19	6020098	BLEED SCREW, CALIPER, AXIAL		1									6			S
602		83	6020003	CALIPER ASSY, AXIAL, RH			1	1		1				1		GOLD FINISH		PS
602		14	6020095	PISTON SET, CALIPER AXIAL		1												S
602		15	6020096	SEAL KIT, CALIPER, AXIAL		1												S
602		16	6020097	PAD REATINER, CALIPER, AXIAL		1												S
602		17	6020099	PAD, SPRING, CALIPER, AXIAL		1												S
602		18	6020072	PADS, BRAKE, FRONT, AXIAL		1												S
602		19	6020098	BLEED SCREW, CALIPER, AXIAL		1									6			S
602		1	6020004	DISC, FRONT, 320 MM			2	2	2	2	2	2	2	2		320 mm		PS
602		2	9000013	BOLT, BUTTON HD, INT HEX, M8 X 16			12	12		12				12	25	6 PER SIDE, PATCH LOCKED		PS
602		103	9000702	BOLT, BUTTON HD, INT HEX, M8 X 20				12		12	12	12		12	25	6 PER SIDE, PATCH LOCKED		PS
602		3	6020042	SPACER, FRONT DISC				2		2	2	2		2				PS
602		13	9010002	BOLT, CALIPER, RADIAL				4		4	4	4		4	35	TO CLAMP CALIPER TO FORK		PS
602		12	6020104	CALIPER BRACKET, FRONT, FORGED, LH			1	1		1				1				PS
602		84	6020105	CALIPER BRACKET, FRONT, FORGED, RH			1	1		1				1				PS
602		13	9001002	BOLT, CAP HD, M10x20x1.25			4	4		4				4	35	BRACKET TO FORK		PS
602		85	9001001	BOLT, CAP HD, M10x30x1.25			4	4		4				4	35	CALIPER TO BRACKET		PS
602		104	6020031	CALIPER ASSY, RADIAL, LH				1		1	1	1		1				PS
602		6	6020087	PISTON SET, CALIPER RADIAL		1												S
602		7	6020088	SEAL KIT, CALIPER, RADIAL		1												S
602		8	6020089	PAD REATINER, CALIPER, RADIAL		1												S
602		9	6020090	PAD, SPRING, CALIPER, RADIAL		1												S
602		10	6020071	PAD SET, CALIPER		1												S
602		4	6020032	CALIPER ASSY, RADIAL, RH				1		1	1	1		1				PS
602		6	6020087	PISTON SET, CALIPER RADIAL		1												S
602		7	6020088	SEAL KIT, CALIPER, RADIAL		1												S
602		8	6020089	PAD REATINER, CALIPER, RADIAL		1												S
602		9	6020090	PAD, SPRING, CALIPER, RADIAL		1												S
602		10	6020071	PAD SET, CALIPER		1												S
602		46	6020005	M/CYL ASSY, REAR			1	1	1	1	1	1	1	1		M/CYL FOR ALL MODELS		PS
602		49	6080043	HEELGUARD, RH, XM			1	1	1	1	1	1	1	1				PS
602		50	6080044	BRACKET, BRAKE RESERVOIR, REAR, STEEL, PRESSED, XM			1	1	1	1	1	1	1	1				PS
602		51	9000003	BOLT, CAP HD, M6 X 20			2	2	2	2	2	2	2	2	10	HEEL GUARD TO HANGER		PS
602		45	6020029	HOSE, REAR M/CYL RESERVIOIR			1	1	1	1	1	1	1	1		BLACK RESERVOIR HOSE		PS

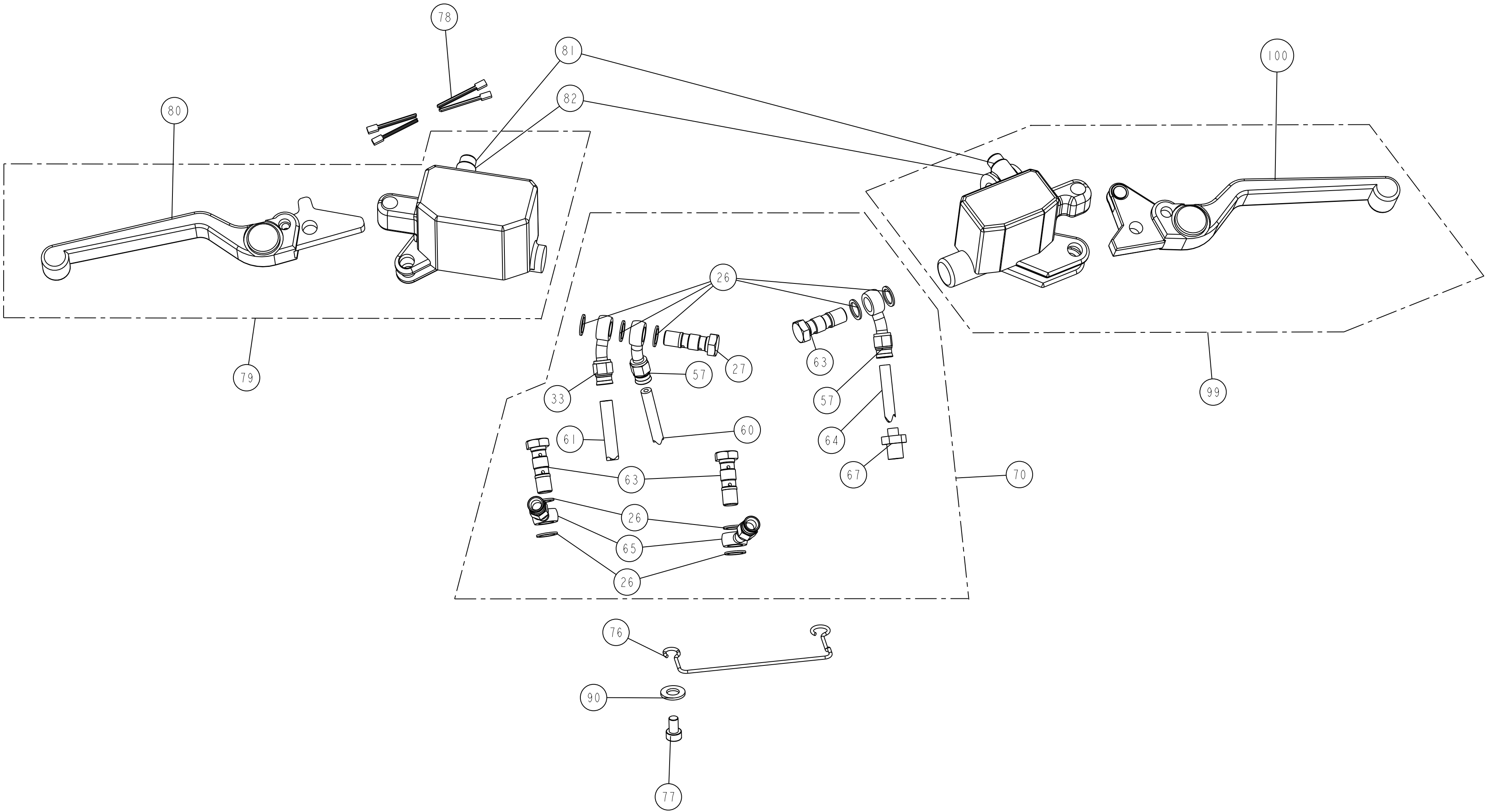
602
602

SECTION	602	ISSUE	DCN NUMBER	APPROVED BY/ DATE	ISSUE	DCN NUMBER	APPROVED BY/ DATE
		2	DC 000610	SS 3/11			
DESCRIPTION	AXIAL CALIPER AND DISC FOR CONVENTIONAL FORKS						



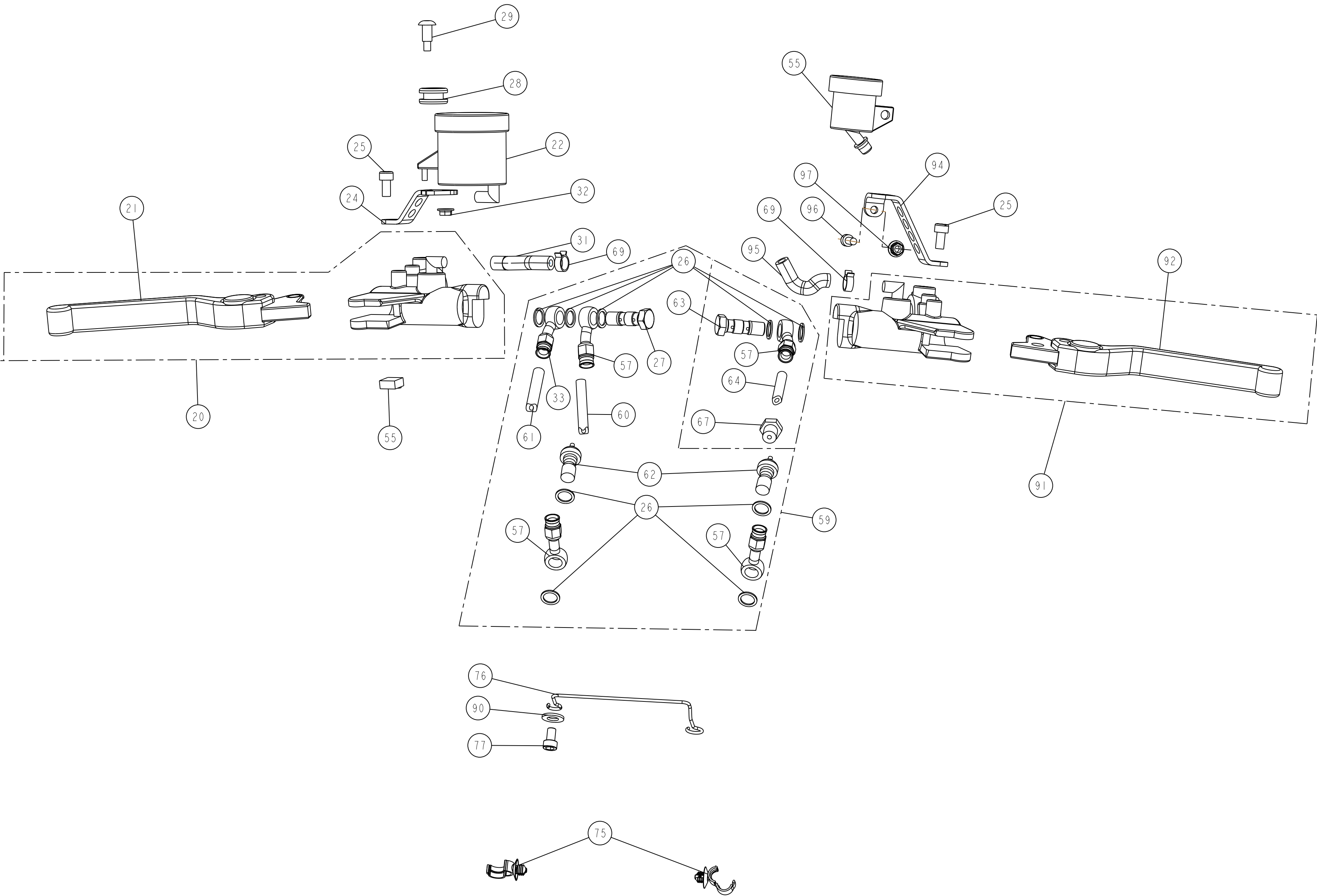
SCALE 1:2

SECTION	602	ISSUE	DCN NUMBER	APPROVED BY/ DATE	ISSUE	DCN NUMBER	APPROVED BY/ DATE
		2	DC 000610	SS 03/11			
DESCRIPTION	INTEGRAL RESERVOIR MASTER CYLINDERS						



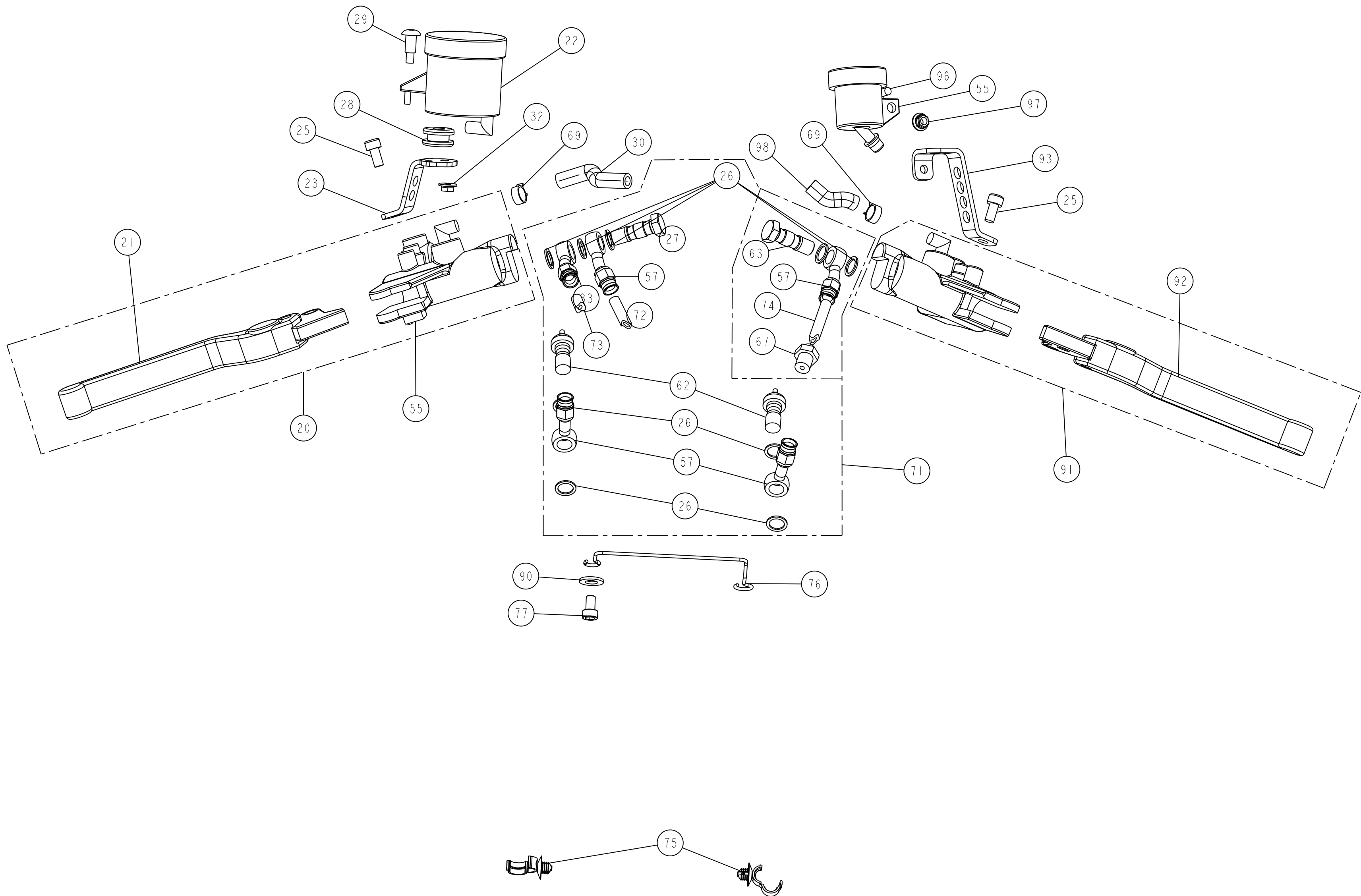
SCALE 1:2

SECTION	602	ISSUE	DCN NUMBER	APPROVED BY/ DATE	ISSUE	DCN NUMBER	APPROVED BY/ DATE
		2	DC 000610	SS 03/2011			
DESCRIPTION	M/CYL REMOTE RESERVOIR CSE						



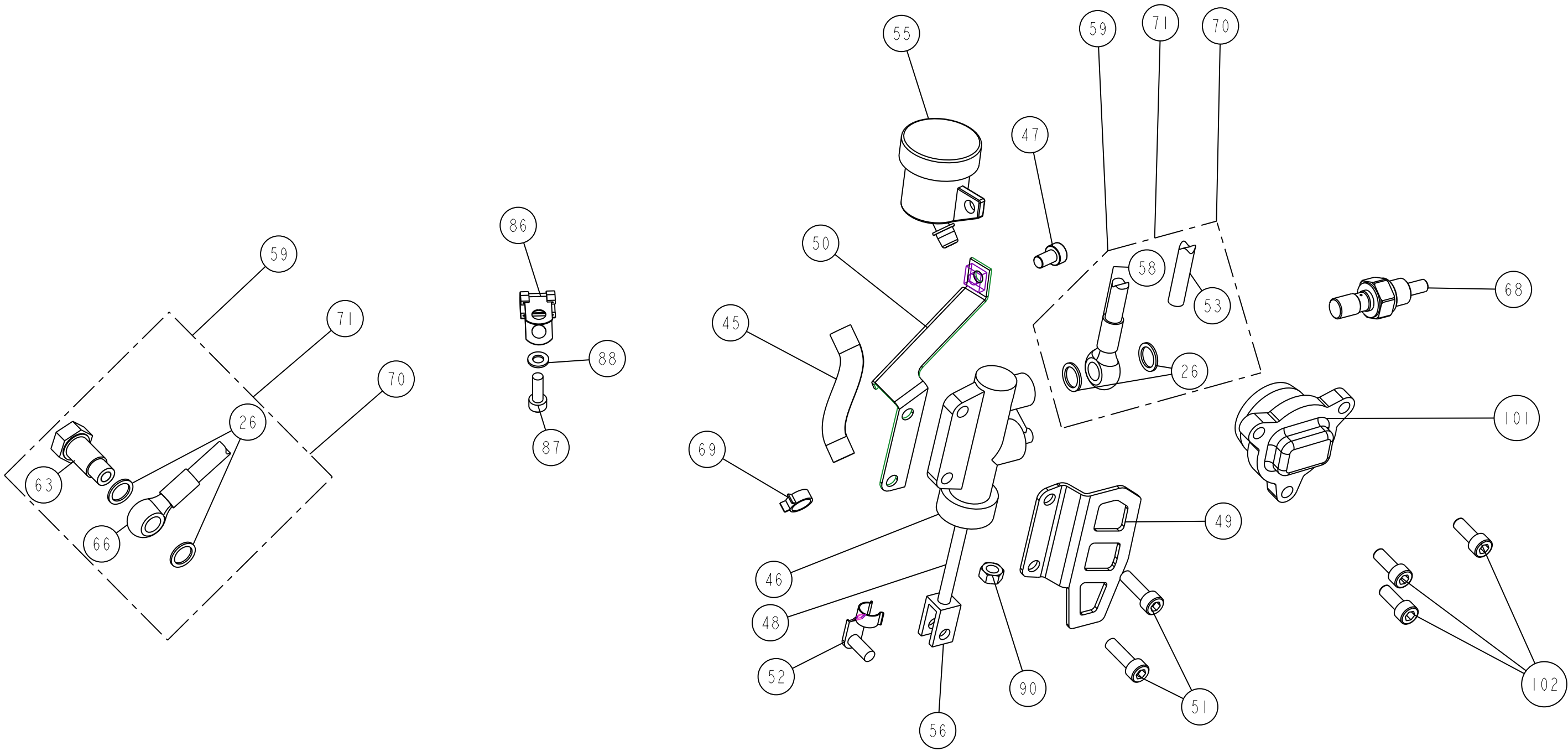
SCALE 1:2

SECTION	602	ISSUE	DCN NUMBER	APPROVED BY/ DATE	ISSUE	DCN NUMBER	APPROVED BY/ DATE
		2	DC 000610	SS 03/2011			
DESCRIPTION	M/CYL REMOTE RESERVOIR CCR						



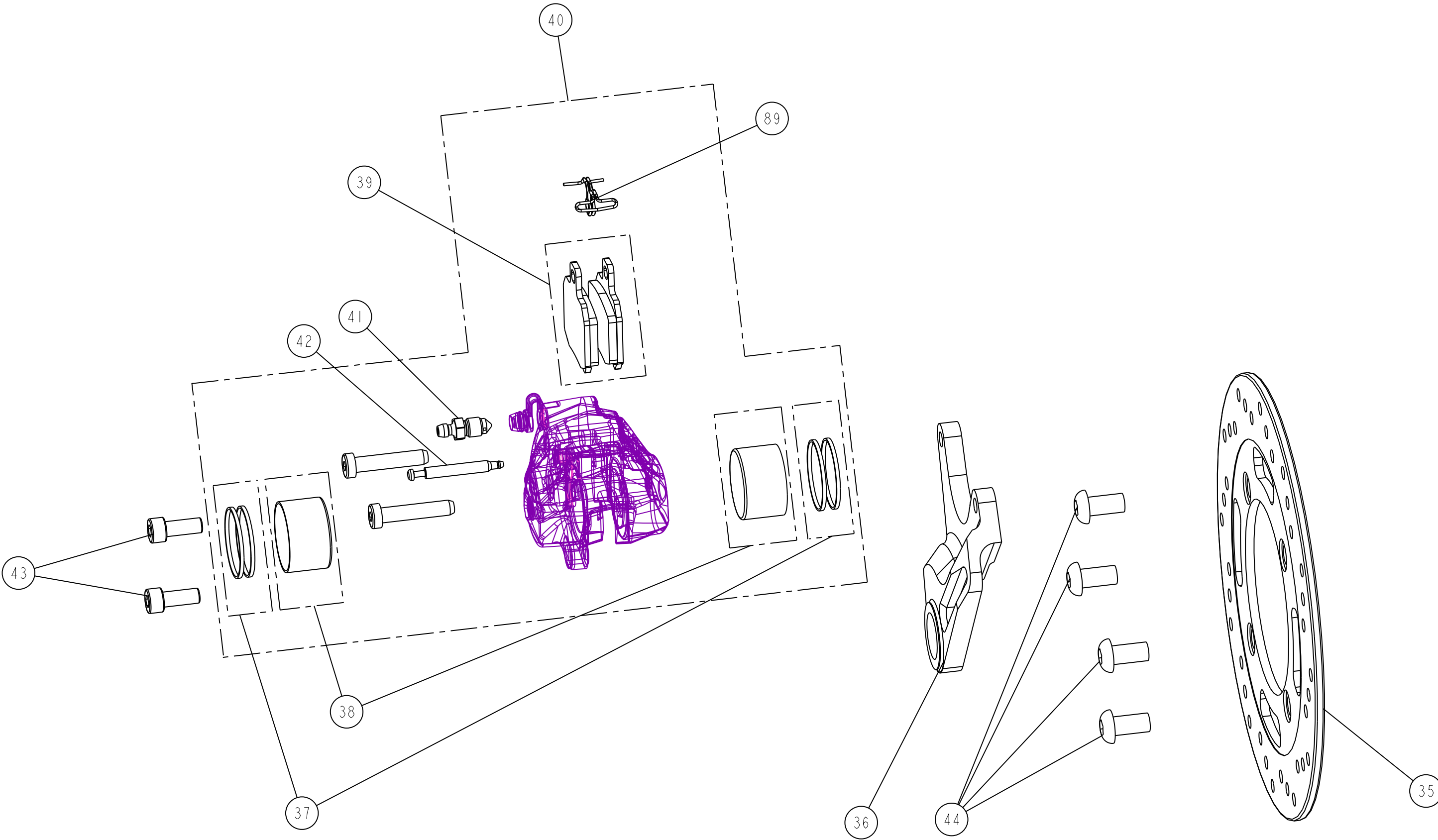
SCALE 1:2

SECTION	602	ISSUE	DCN NUMBER	APPROVED BY/ DATE	ISSUE	DCN NUMBER	APPROVED BY/ DATE
		2	DC 000610	03/2011 SS			
DESCRIPTION	M/CYL REAR BRAKE						



SCALE 1:2

SECTION	602	ISSUE	DCN NUMBER	APPROVED BY/ DATE	ISSUE	DCN NUMBER	APPROVED BY/ DATE
		2	DC 000610	SS 03/2011			
DESCRIPTION	DISC AND CALIPER REAR BRAKE						

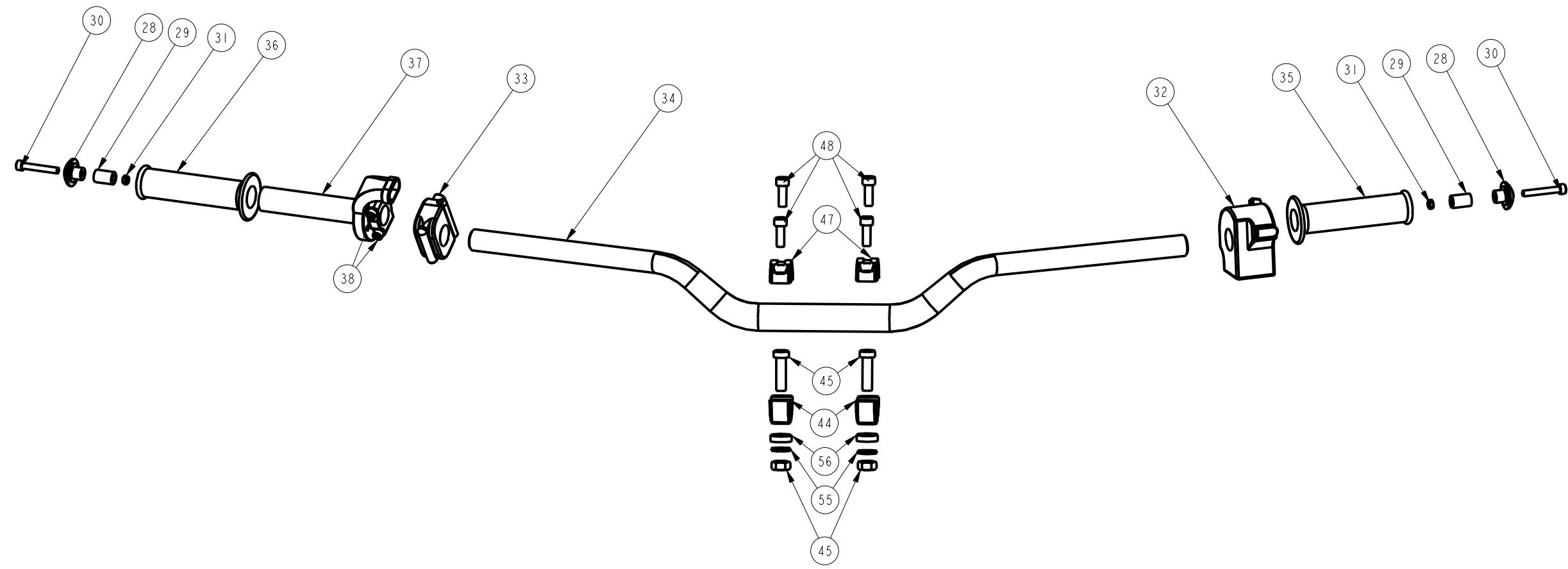


SCALE 1:2

Section	CHANGE	REF NO	PART DESCRIPTION	COMPRISING	COMPRISING	COMPRISING	CSE-01	CSE-02	CSE-03	COM-01	COM-03	CCR-01	CCR-02	CMM-01	CMM-03	TORQUE (Nm)	REMARKS	MARKET VARIATION, APPLICABLE MARKET	PRODUCTION/SPARES/ ACCESSORY
604		24	6040001	STANCHION ASSY, RH			1	1		1				1		->	OHLINS RWU		PS
604		23	6040002	STANCHION ASSY, LH			1	1		1				1		->	OHLINS RWU		PS
604		9	6040030	STANCHION ASSY, LH, USD,					1		1	1	1		1		11mm PULL THROUGH		PS
604		10	6040031	STANCHION ASSY, RH, USD,					1		1	1	1		1		11mm PULL THROUGH		PS
604		9	6040030	STANCHION ASSY, LH, USD,			1	1		1				1			11mm PULL THROUGH REFER TO PROCESS SHEET		A
604		10	6040031	STANCHION ASSY, RH, USD,			1	1		1				1			11mm PULL THROUGH REFERTO PROCESS SHEET		A
604		11	6040025	LOWER YOKE, USD FORKS					1		1	1	1		1				PS
604		12	9000012	BOLT, CAP HD, M8 X 20 X 1.25					6		6	6	6		6	20	LOWER YOKE CLAMP BOLTS		PS
604		13	6040016	STEERING STEM			1	1	1	1	1	1	1	1	1				PS
604		14	9900001	BEARING, TAPERED ROLLER			2	2	2	2	2	2	2	2	2	2	HEADSTOCK BEARINGS		PS
604		15	6040044	SEAL, HEADSTOCK, LOWER BEARING			1	1	1	1	1	1	1	1	1				
604		25	6040181	LOWER YOKE, BILLET, CONVENTIONAL FORKS, CLEAR ANNODISE			1	1		1				1			LOWER YOKE FOR CONVENTIONAL FORKS		PS
604		12	9000012	BOLT, CAP HD, M8 X 20 X 1.25			6	6		6				6		20	LOWER YOKE CLAMP BOLTS		PS
604				GREASE, SILKOLENE, PRO RG2			0.010												P
604		32	6040194	SWITCH CUBE, LH, DOMIO			1	1	1	1	1	1	1	1	1		ECIE		PS
604				SCREW, M5 X 40			1	-								3			S
604				SCREW, M5 X 30			1	-								3			S
604		33	6040195	SWITCH CUBE, RH, DOMINO			1	1	1	1	1	1	1	1	1				PS
604				SCREW, M5 X 22			2	-								3			S
604		34	6040007	HANDLEBAR, TUBULAR, TAPERED ALUMINIUM, DOMINO			1	1	1	1	1				1	1			PS
604		35	6040008	GRIP, HANDLEBAR, LH			1	1	1	1	1	1	1	1	1				PS
604		36	6040009	GRIP, HANDLEBAR, RH			1	1	1	1	1	1	1	1	1				PS
604		37	6040010	THROTTLE ACTUATOR, TWIN CABLE			1	1	1	1	1	1	1	1	1	4			PS
604		38	9000003	BOLT, CAP HD, M6 X 20 x 1.0			2	2	2	2	2	2	2	2	2	8	THROTTLE ACTUATOR CLAMP		PS
604		39	6040072	CLAMP, CLIP-ON, RH, CLEAR ANODISE								1	1						PS
604		40	6040073	CLAMP, CLIP-ON, LH, CLEAR ANODISE								1	1						PS
604		52	9701418	PIN, PARALLEL, 4.0 X 18.0MM, SOLID, STAINLESS								2	2				USED AS ANTI ROTATION FEATURE		PS
604		41	6040106	HANDLEBAR, CLIP-ON, LH, CLEAR ANODISE								1	1						
604		42	6040134	HANDLEBAR, CLIP ON, RH, CLEAR ANODISE								1	1						PS
604		43	9000003	BOLT, CAP HD, M6 X 20 x 1.0, DIN 912, SS								1	1			15	USED TO PINCH HANDLEBAR		PS
604		49	9000822	BOLT, CAP HD, M8 X 22 X 1.25								1	1			20	USED TO PINCH CLAMP		PS
604		51	6040033	CABLE, THROTTLE, TWIN			1	1	1	1	1			1	1		THROTTLE CABLES FOR HIGH BARS ONLY		PS
604		50	6040058	CABLE, THROTTLE, TWIN, CLIP-ONS								1	1				THROTTLE CABLES FOR LOW BARS ONLY		PS
604		28	6040011	WEIGHT, BAR END			2	2	2	2	2	2	2	2	2				PS

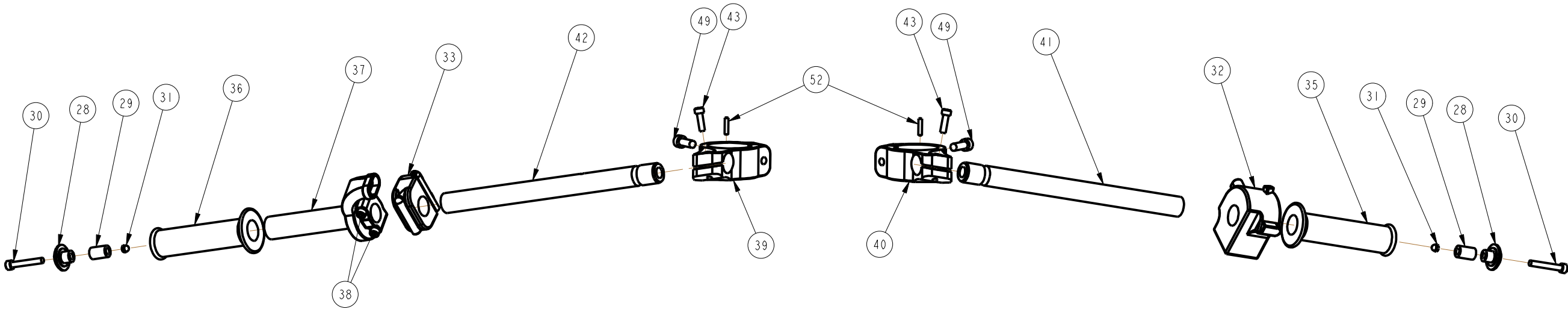
Section	CHANGE	REF NO	PART DESCRIPTION	COMPRISING COMPRISING	COMPRISING	CSE-01	CSE-02	CSE-03	COM-01	COM-03	CCR-01	CCR-02	CMM-01	CMM-03	TORQUE (Nm)	REMARKS	MARKET VARIATION, APPLICABLE MARKET	PRODUCTION/SPARES/ ACCESSORY
604		29	6040042 RUBBER MOUNT, BAR END			2	2	2	2	2	2	2	2	2				PS
604		30	9000002 BOLT, CAP HD, M6 X 40 x 1.0			2	2	2	2	2	2	2	2	2	4	BAR END MOUNT TO HANDLE BAR		PS
604		31	9100009 LOCKNUT, FLANGED, SERRATED FACE, M6			2	2	2	2	2	2	2	2	2		BAR END MOUNT TO HANDLE BAR		PS
604		22	6040024 TOP YOKE, USD FORKS			-	-	-	-	-	1	1	-	-		CAFE RACER RACER TOP YOKE		PS
604		12	9000012 BOLT, CAP HD, M8 X 20 X 1.25			-	-	-	-	-	2	2	-	-	20NM	TOP YOKE CLAMP BOLTS		PS
604		16	6040032 TOP YOKE, USD FORKS, HIGH BARS			-	-	1	-	1	-	-	-	1		CSE-03 TOP YOKE		PS
604		17	9000012 BOLT, CAP HD, M8 X 20 X 1.25					4							20NM	TOP YOKE CLAMP BOLTS		PS
604		18	6040020 SEAL, HEADSTOCK			1	1	1	1	1	1	1	1	1				PS
604		26	6040012 YOKE, UPPER ASSY, BILLET			1	1		1				1			TOP YOKE FOR CONVENTIONAL FORKS		PS
604		27	9000012 BOLT, CAP HD, M8 X 20 X 1.25			4	4		4				4		20NM	TOP YOKE CLAMP BOLTS CONVENTIONAL FORKS		PS
604		19	6040015 NUT, UPPER YOKE, M25			1	1	1	1	1	1	1	1	1	85	TOP YOKE LOCK NUT/RED LOCTITE		PS
604		20	6040017 LOCKNUT, M25			1	1	1	1	1	1	1	1	1	6	ADJUSTER NUT 40NM TO SEAT BEARINGS, BACKED OFF, THEN RE-TORQUED TO 6 NM		PS
604		21	6040028 INTERMEDIATE NUT, M25			1	1	1	1	1	1	1	1	1	40	LOCKED UP TO ADJUSTER NUT 40 NM		PS
604		44	6040186 CLAMP, HANDLEBAR, TURNED, BOTTOM, CLEAR ANODISED			2	2	2	2	2			2	2				PS
604		45	9002135 BOLT, LOW CAP HD, M10 X 35 X 1.5			2	2	2	2	2			2	2	35	HANDLEBAR CLAMP TO YOKE		PS
604		46	9100002 NUT, M10 X 1.5			2	2	2	2	2			2	2	35	HANDLEBAR CLAMP TO YOKE		PS
604		55	9400016 WASHER, M10, 10.5 X 20 X 2			2	2	2	2	2			2	2				
604		47	6040186 CLAMP, HANDLEBAR, TURNED, TOP, CLEAR ANODISED			2	2	2	2	2			2	2				PS
604		48	9000034 BOLT, CAP HD, M8 X 25 X 1.25			4	4	4	4	4			4	4	20	UPPER HANDLE BAR CLAMPS BOLTS		PS
604		56	6040193 HANDLEBAR CLAMP SPACER, CLEAR ANODISED			2	2	2	2	2			2	2				PS
604		604.... FRONT FORKS AND HANDLEBARS			ISSUE 1	DC NOTE		APPROVED S.SKINNER		ISSUE 2		DC NOTE DC 000610		APPROVED S. SKINNER				
604					3	001031		R JAMES		4		DC 001093		J CUSACK				

SECTION	604	ISSUE	DCN NUMBER	APPROVED BY/ DATE	ISSUE	DCN NUMBER	APPROVED BY/ DATE
		4	DC 001093	02/2013 JC			
DESCRIPTION	HIGH_BAR_ASSEMBLY						



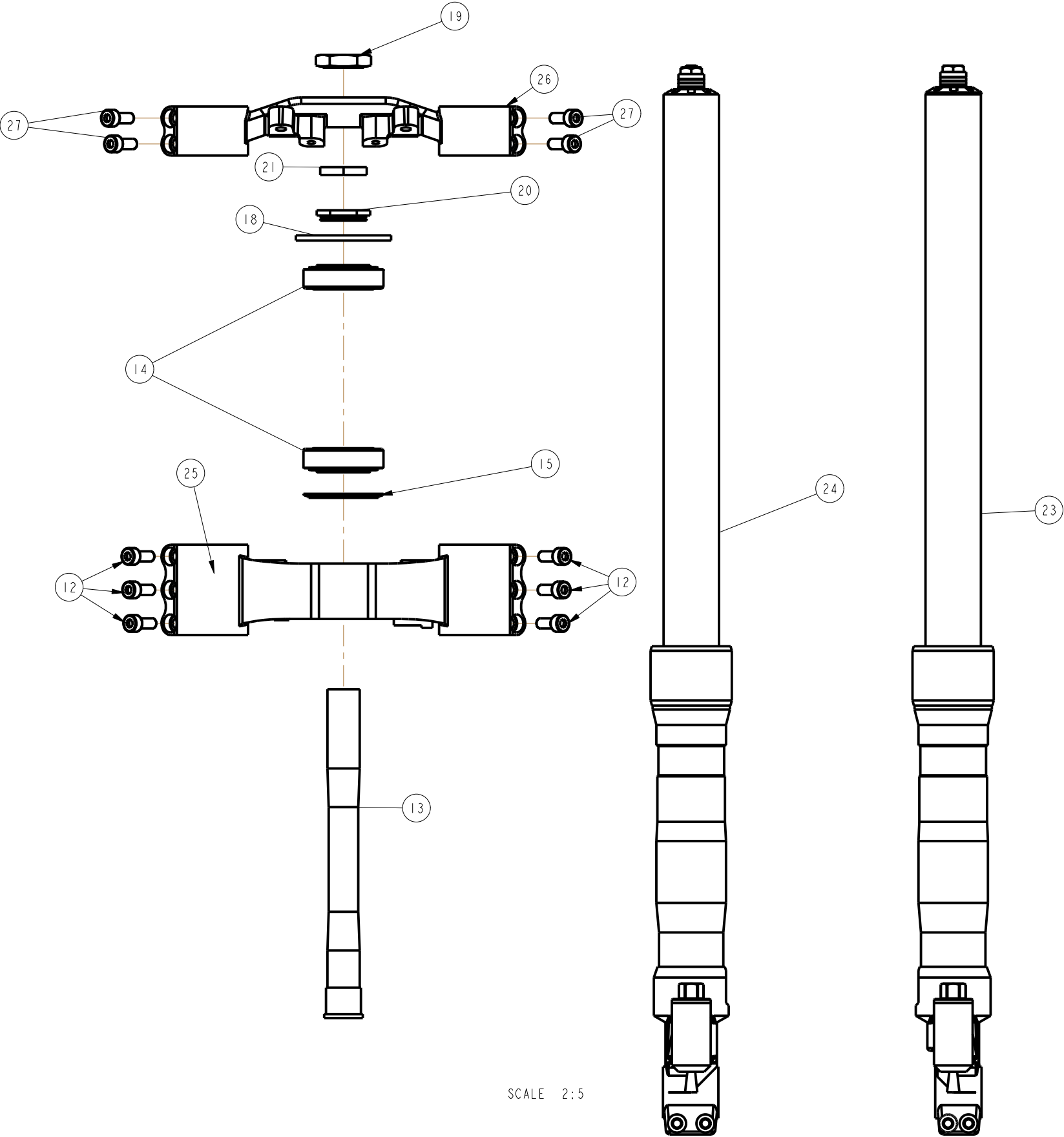
SCALE 3:10

SECTION	604	ISSUE	DCN NUMBER	APPROVED BY/ DATE	ISSUE	DCN NUMBER	APPROVED BY/ DATE
		4	DC 001093	02/2013 JC			
DESCRIPTION	CLIP_ON_ASSEMBLY						



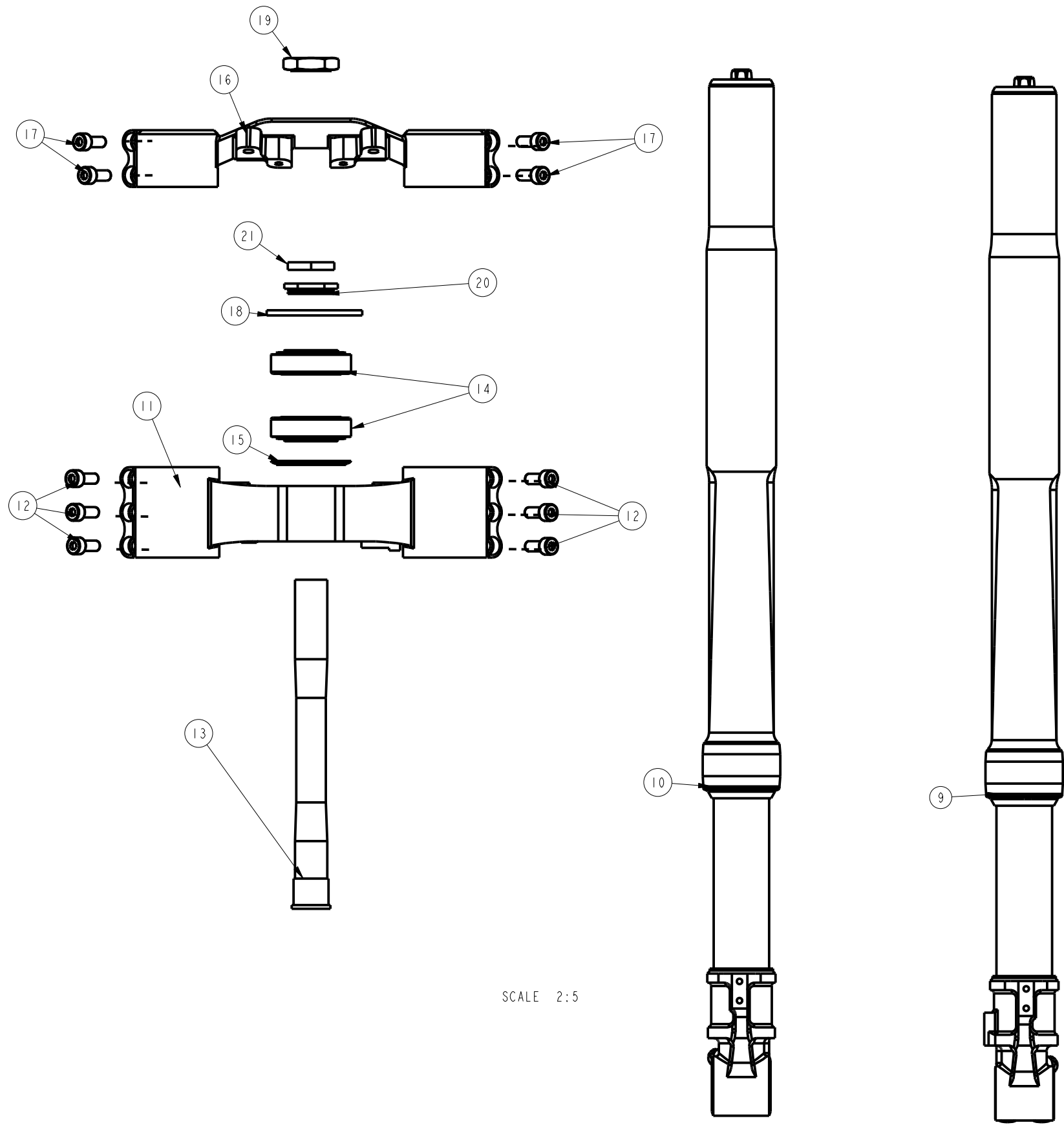
SCALE 3:10

SECTION	604	ISSUE	DCN NUMBER	APPROVED BY/ DATE	ISSUE	DCN NUMBER	APPROVED BY/ DATE
		4	DC 001093	02/2013 JC			
DESCRIPTION	CONV_FORK_STANCHION						



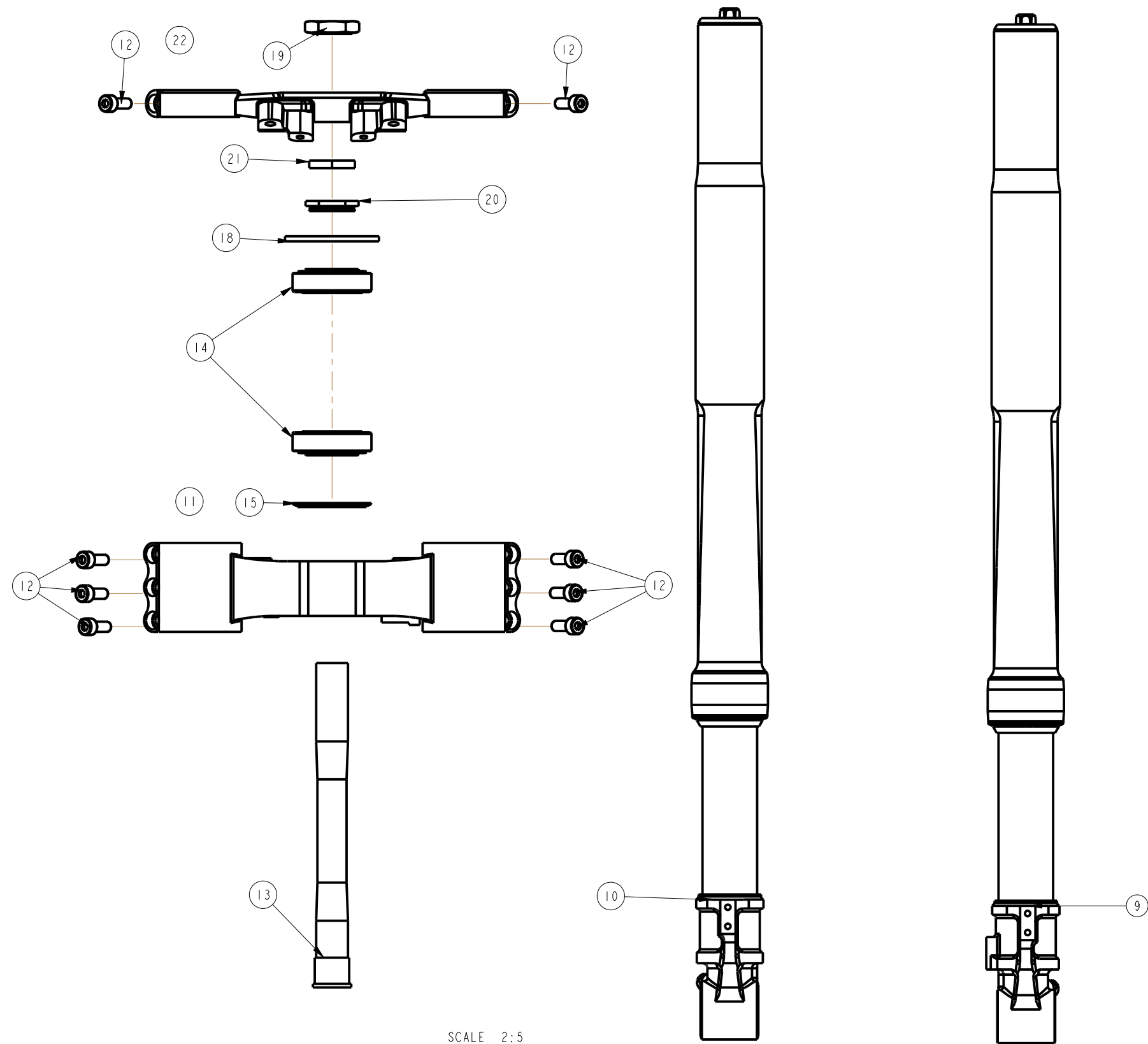
SCALE 2:5

SECTION	604	ISSUE	DCN NUMBER	APPROVED BY/ DATE	ISSUE	DCN NUMBER	APPROVED BY/ DATE
		4	DC 001093	02/2013 JC			
DESCRIPTION	USD_HIGH_BARS						



SCALE 2:5

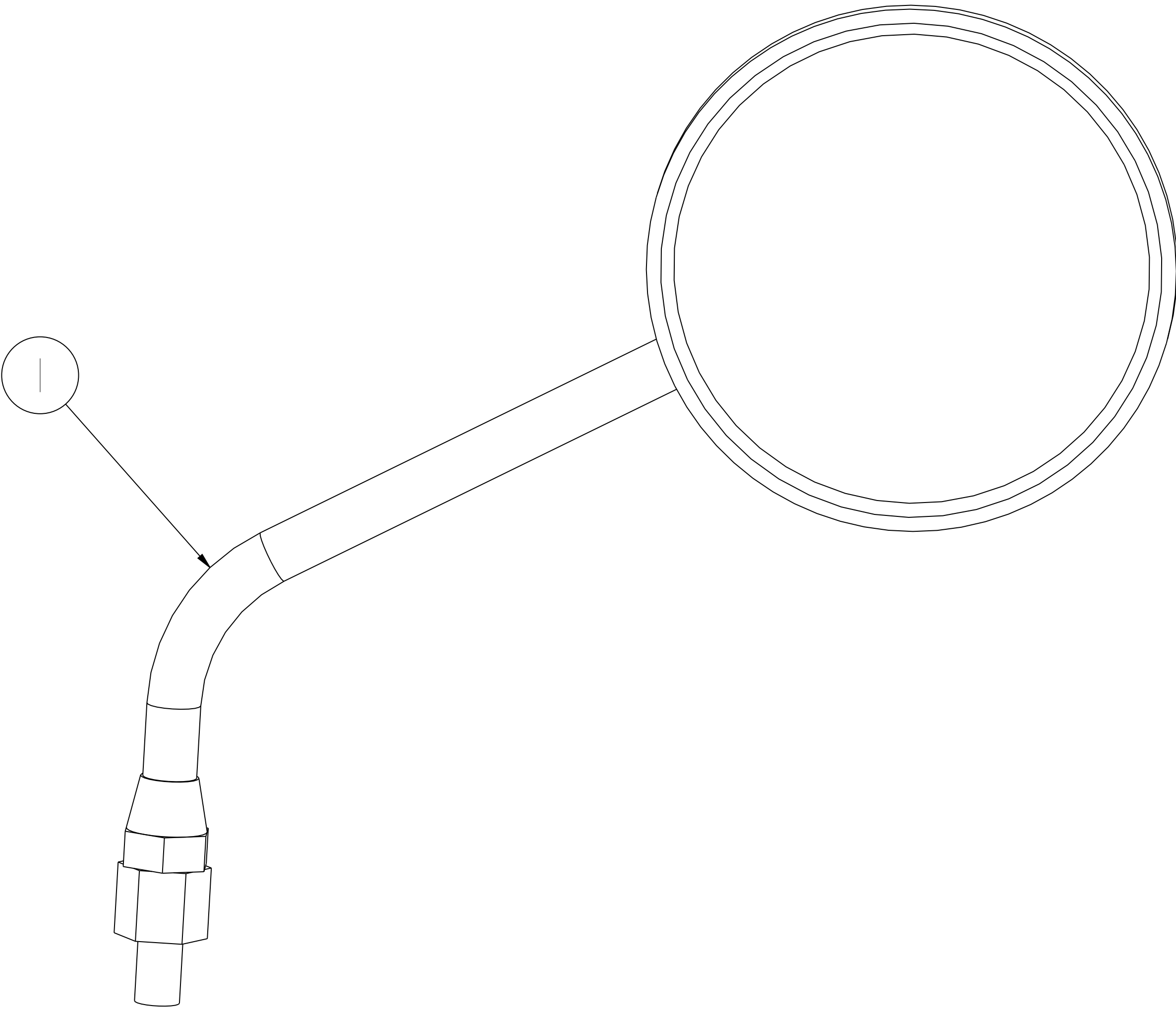
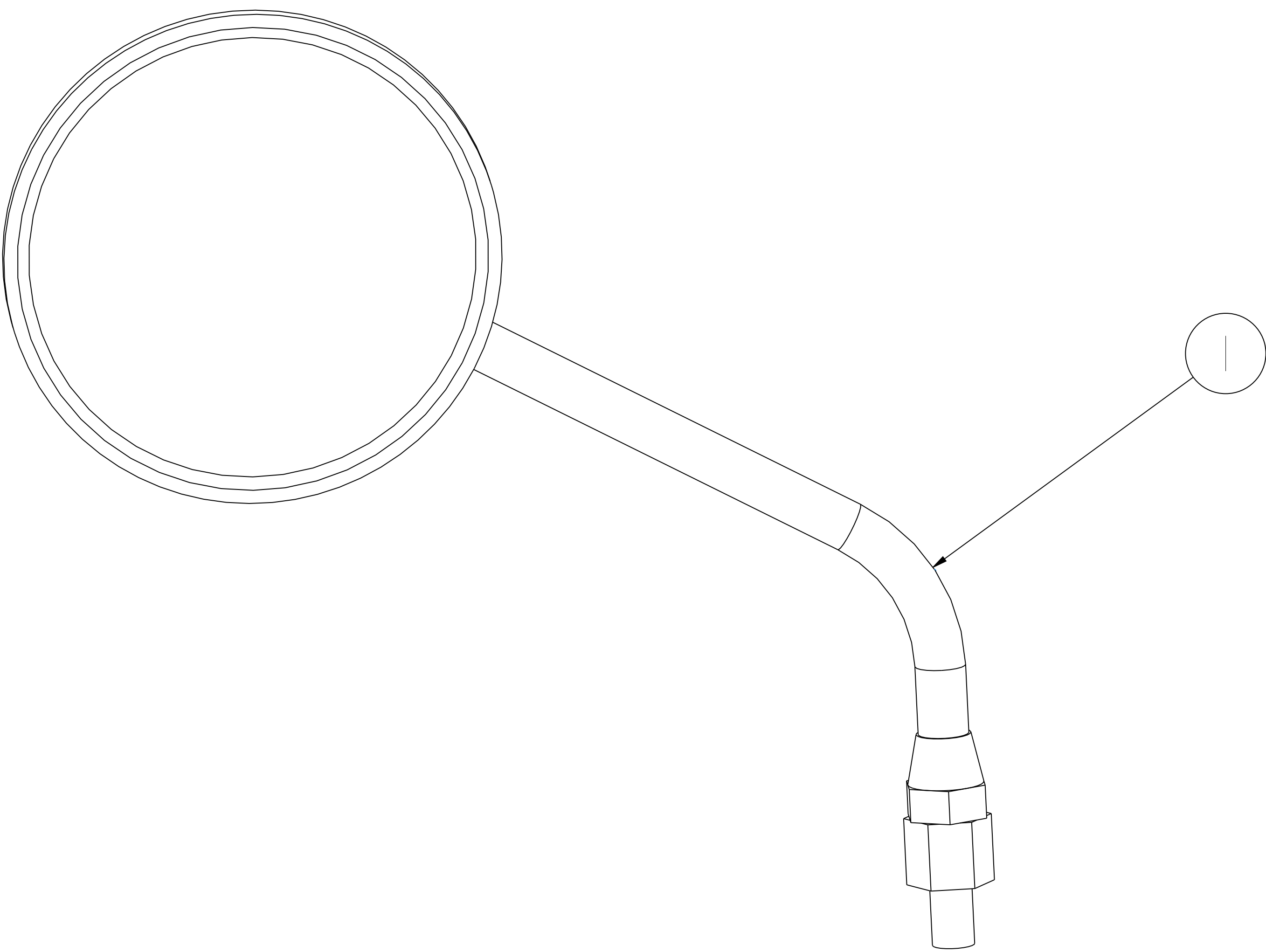
SECTION	604	ISSUE	DCN NUMBER	APPROVED BY/ DATE	ISSUE	DCN NUMBER	APPROVED BY/ DATE
		4	DC 001093	02/2013 JC			
DESCRIPTION	USD_CLIP-ONS						



Section	CHANGE	REF NO	PART DESCRIPTION	COMPRISING	COMPRISING	COMPRISING	CSE-01	CSE-02	CSE-03	COM-01	COM-03	CCR-01	CCR-02	CMM-01	CMM-03	TORQUE (Nm)	REMARKS	MARKET VARIATION, APPLICABLE MARKET	PRODUCTION/SPARES/ACCESSORY
605		1	6050024	SWINGARM, FABRICATED			1	1	1	1	1	1	1	1	1				PS
605		2	9900003	BEARING, FULL COMPLIMENT ROLLER, 30 37 26			1	1	1	1	1	1	1	1	1				PS
605		3	6050008	BEARING CARRIER, SWINGARM			1	1	1	1	1	1	1	1	1				PS
605		4	6050014	SEAL, SWINGARM, RH 23 X 40 X 6			1	1	1	1	1	1	1	1	1				PS
605		5	6050007	SLEEVE, GROUND			1	1	1	1	1	1	1	1	1				PS
605		6	6050038	END PLATE, WHEEL ADJUSTERS, FORGED			2	2	2	2	2	2	2	2	2				PS
605		7	6050037	ADJUSTER BLOCK, REAR WHEEL, FORGED			2	2	2	2	2	2	2	2	2				PS
605		8	9000009	BOLT, CAP HD, M8 X 90 X 1.25			2	2	2	2	2	2	2	2	2	2	REAR WHEEL ADJUSTERS		PS
605		9	9410001	SPRING WASHER, M8			2	2	2	2	2	2	2	2	2		BETWEEN BOLT AND REAR WHEEL ADJUSTER		PS
605	Δ	10	6050036	SPINDLE, SWING ARM			1	1	1	1	1	1	1	1	1				PS
605		11	9100006	LOCKNUT, THIN, M16 X 1.0			1	1	1	1	1	1	1	1	1	60			PS
605		12	9400041	WASHER, M16, 17 X 30 X 2			1	1	1	1	1	1	1	1	1		BETWEEN NUT AND FRAME		PS
605		13	6050023	ADJUSTER PLATE, REAR WHEEL, XM			2	2	2	2	2	2	2	2	2		WRAP AROUND SWING ARM USED AS REFERENCE		PS
605																			
605		14	6050009	SPACER, SWINGARM, INTERNAL			1	1	1	1	1	1	1	1	1				PS
605		15	6050010	SPACER, SWINGARM, EXTERNAL			1	1	1	1	1	1	1	1	1				PS
605																			
605		16	9900002	BEARING, BALL, SEALED, 17 40 12			2	2	2	2	2	2	2	2	2				PS
605		17	9300002	CIRCLIP, INT, 40 X 1.75			1	1	1	1	1	1	1	1	1				PS
605		18	6050013	SEAL, SWINGARM, LH 30 X 45 X 5			1	1	1	1	1	1	1	1	1				PS
605		19	6050011	THREADED ADJUSTER, SWINGARM			1	1	1	1	1	1	1	1	1	20			PS
605																			
605		20	6050006	RUBBING STRIP, CHAIN			1	1	1	1	1	1	1	1	1				PS
605		21	9500001	COMPRESSION LIMITER, M6			1	1	1	1	1	1	1	1	1		MOUNTS IN CHAIN RUBBING STRIP		PS
605		22	9000707	BOLT BUTTON HD, INT HEX M5 X 20 X 0.8			2	2	2	2	2	2	2	2	2	9	USED TO MOUNT CHAIN RUBING STRIP		PS
605																			
605		23	6050001	RSU, LH			1	1	1	1	1	1	1	1	1				PS
605		24	6050002	RSU, RH			1	1	1	1	1	1	1	1	1				PS
605		25	9000703	BOLT, BUTTON HD, INT HEX, FLANGED, M8 X 16 X 1.25			4	4	4	4	4	4	4	4	4	22	RSU'S TO FRAME		PS
605		26	9400010	WASHER, PENNY, M8 X 30 X 1.6MM			4	4	4	4	4	4	4	4	4		WASHER RSU MOUNT		PS
605		605.... REAR SUS. INC S/ARM AND DAMPERS				ISSUE 1	DC NOTE			APPROVED S.SKINNER			ISSUE 2		DC NOTE DC 000610		APPROVED S. SKINNER		
605						3	001002			S.SKINNER									

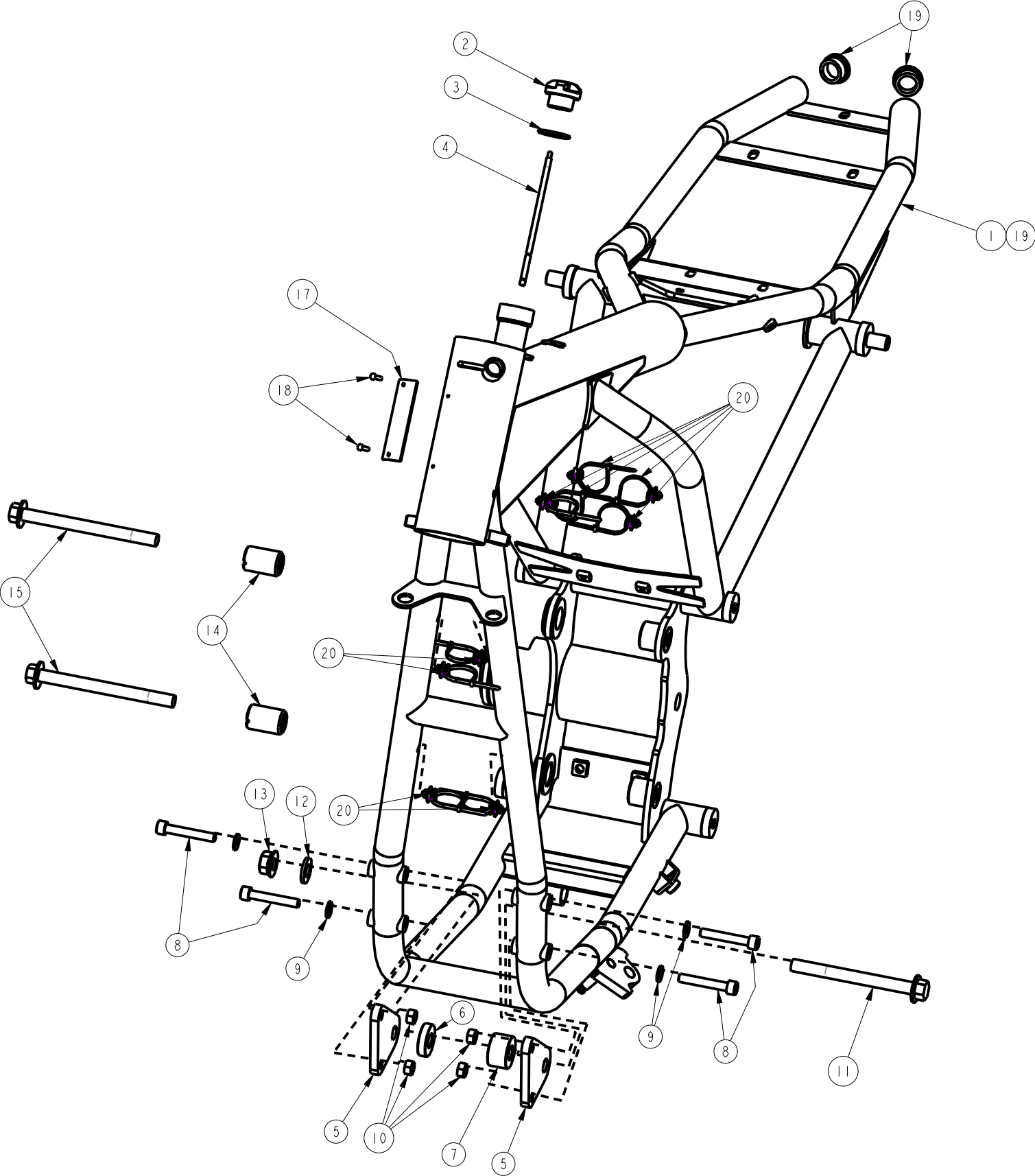
Section	CHANGE	REF NO	PART DESCRIPTION	COMPRISING	COMPRISING	COMPRISING	CSE-01	CSE-02	CSE-03	COM-01	COM-03	CCR-01	CCR-02	CMM-01	CMM-03	TORQUE (Nm)	REMARKS	MARKET VARIATION, APPLICABLE MARKET	PRODUCTION/SPARES/ ACCESSORY
606		1	6060001	MIRROR ASSY			2	2	2	2	2	2	2	2	2	25	ALSO RH MIRROR		PS
606		606.... MIRRORS			ISSUE 1		DC NOTE			APPROVED S.SKINNER			ISSUE 2				DC NOTE DC 000610	APPROVED S. SKINNER	
606																			

SECTION	606	ISSUE	DCN NUMBER	APPROVED BY/ DATE	ISSUE	DCN NUMBER	APPROVED BY/ DATE
		2	DC 000610	SS 24/03/2011			
DESCRIPTION	MIRRORS						



SCALE 6:5

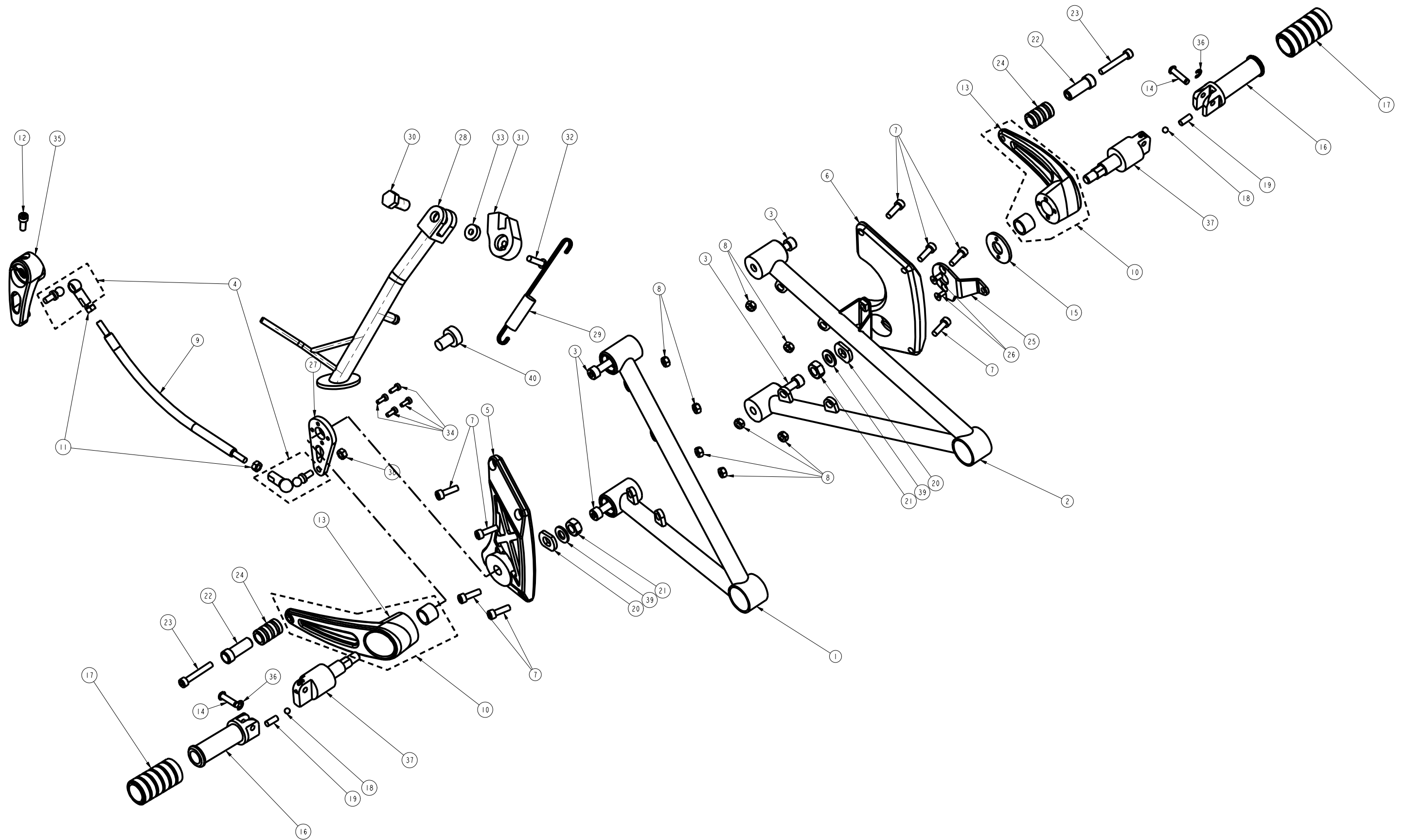
SECTION	607	ISSUE	DCN NUMBER	APPROVED BY/ DATE	ISSUE	DCN NUMBER	APPROVED BY/ DATE
DESCRIPTION	FRAME, ASSY	1					
		2	DC 000610	SS 24/03/2011			
		3	DC 000491	RJJ 01/13			
		4	DC 001036	RJJ 04/13			



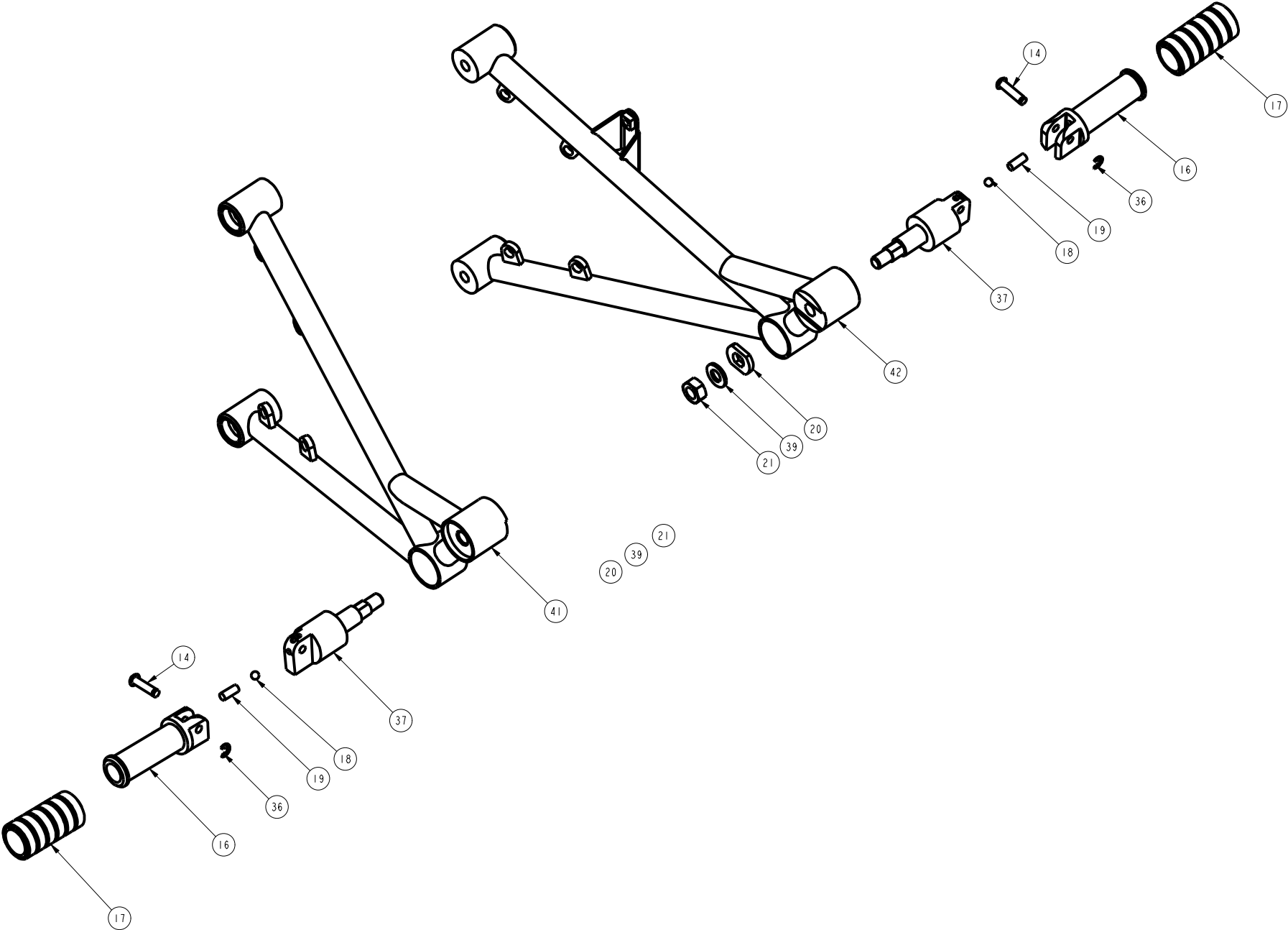
Section	CHANGE	REF NO	PART DESCRIPTION	COMPRISING	COMPRISING	COMPRISING	CSE-01	CSE-02	CSE-03	COM-01	COM-03	CCR-01	CCR-02	CMM-01	CMM-03	TORQUE (Nm)	REMARKS	MARKET VARIATION, APPLICABLE MARKET	PRODUCTION/SPARES/ ACCESSORY
608		1	6080049	FOOT CONTROL FRAME, LH			1	1	1	1	1	1					STEEL FABRICATION		PS
608		2	6080048	FOOT CONTROL FRAME, RH			1	1	1	1	1	1					STEEL FABRICATION		PS
608		3	9000850	BOLT CAP HD, M8 X 50 X 1.25			4	4	4	4	4	4	4	4	4	27	FOOT CONTROL FRAME TO FRAME ASSY		PS
608		4	6080033	BALL JOINT - NIPPLE ASSY, M6			2	2	2	2	2	2	2	2	2	9			
608		5	6080099	CONTROL PLATE, LH, FORGED			1	1	1	1	1	1	1	1	1				PS
608		6	6080100	CONTROL PLATE, RH, FORGED			1	1	1	1	1	1	1	1	1				PS
608		7	9000003	BOLT, CAP HD, M6 X 20 x 1.0			8	8	8	8	8	8	8	8	8	12			PS
608		8	9100001	LOCKNUT, M6 X 1.0			8	8	8	8	8	8	8	8	8				PS
608		9	6080031	ROD, GEAR LINKAGE			1	1	1	1	1	1	1	1	1				
608		10	6080038	PEDAL, ASSY, GEAR/REAR BRAKE, FORGED			2	2	2	2	2	2	2	2	2		GEAR CHANGE AND BRAKE LEVER		PS
608		11	9100010	NUT, M6 x 1.0, PLAIN			2	2	2	2	2	2	2	2	2		FOR GEAR CHANGE		PS
608		38	9100001	LOCKNUT, M6 X 1.0			1	1	1	1	1	1	1	1	1		PLATE TO GEAR ROD ASSY		
608		12	9000616	BOLT, CAP HD, M6 X 16 x 1.0			1	1	1	1	1	1	1	1	1	27	LOCATED IN ARM, GEAR SELECTOR, SPLINED		PS
608		13	6080037	PEDAL, GEAR/REAR BRAKE, FORGED			2	2	2	2	2	2	2	2	2				
608		14	6080012	PIN, CLEVIS, FOOTPEG			2	2	2	2	2	2	2	2	2		6MM PIN BETWEEN FOOT PEG AND CLEVIS		PS
608		15	6080109	LEVER SPACER, 3mm			1	1	1	1	1	1	1	1	1		BETWEEN BRAKE ACTUATOR PLATE AND LEVER		PS
608		16	6080010	FOOTPEG, TURNED			2	2	2	2	2	2	2	2	2				PS
608		17	6080011	FOOTPEG, RUBBER			2	2	2	2	2	2	2	2	2				PS
608		18	6080021	BALL BEARING, FOOTPEG			2	2	2	2	2	2	2	2	2				PS
608		19	6080110	SPRING, FOOTPEG, UPRATED			2	2	2	2	2	2	4	4	4				PS
608		20	6080045	FOOTPEG PLATE, ANTI ROTATION, XM			2	2	2	2	2	2	2	2	2		ANTI ROTATION WASHER BETWEEN CLEVIS AND CONTROL PLATE		PS
608		39	9400016	WASHER, M10, 10.5 X 20 X 2			2	2	2	2	2	2	2	2	2		WASHER TO GO BETWEEN ANTI ROTATION PLATE AND M10 NUT		PS
608		21	9100002	LOCKNUT, M10 X 1.5			2	2	2	2	2	2	2	2	2	40	TO CLAMP CLEVIS + PEG ASSY TO CONTROL PLATE		PS
608		22	6080004	FOOT PEG, TOE, TURNED			2	2	2	2	2	2	2	2	2				PS
608		23	9000002	BOLT, CAP/HD, M6 X 40			2	2	2	2	2	2	2	2	2	10	TO CLAMP TOE PEG TO PEDAL		PS
608		24	6080005	FOOT PEG, TOE, RUBBER			2	2	2	2	2	2	2	2	2				PS
608		25	6080046	PLATE, ACTUATOR, REAR BRAKE, XM			1	1	1	1	1	1	1	1	1				PS
608		26	9000037	BOLT, CSK HD, M4 X 0.7 X 16			2	2	2	2	2	2	2	2	2	7	TO CLAMP PLATE TO PEDAL		PS
608		27	6080030	PLATE, ROD ASSY, GEAR PEDAL			1	1	1	1	1	1	1	1	1		BOLTED ONTO PEDAL, GEAR REAR BRAKE FORGED		PS
608		28	6080047	SIDESTAND, FABRICTED			1	1	1	1	1	1	1	1	1		FABRICATED STEEL		PS
608		29	6080018	SPRING, SIDESTAND			1	1	1	1	1	1	1	1	1				PS
608		30	9000020	PIVOT BOLT, SIDESTAND			1	1	1	1	1	1	1	1	1	12	USE THREE BOND 1327		PS
608		31	6080019	SWITCH, SIDESTAND			1	1	1	1	1	1	1	1	1				PS
608		32	9000704	BOLT, BUTTON HD, INT HEX, M6 X 25 X 1.0			1	1	1	1	1	1	1	1	1		USED TO CLAMP SIDESTAND SWITCH TO PIVOT BOLT		PS
608		33	6070014	SPACER, SWIITCH, SIDESTAND			1	1	1	1	1	1	1	1	1		USED AS COMPRESSION LIMITER IN SWITCH		PS
608		40	6070009	SIDESTAND STOP, 19mm			1	1	1	1	1	1	1	1	1				PS
608				GREASE, SILKOLENE, PRO RG2			0.001										APPLY TO PIVOT FACES		P
608		34	9002408	BOLT, LOW CAP HD, M4 X 8 X 0.7			4	4	4	4	4	4	4	4	4	3	BOLT PLATE ROD ASSY GEAR PEDAL/BLUE LOCTITE		PS
608		35	6080032	ARM, GEAR SELECTOR, SPLINED, FORGED			1	1	1	1	1	1	1	1	1		USED TO CONNECT TO GEAR CHANGE SHAFT		PS
608		36	9300001	5MM E-CLIP			2	2	2	2	2	2	2	2	2		USED TO HOLD PIN CLEVIS IN		PS
608		37	6080034	CLEVIS, PEDAL PIVOT			2	2	2	2	2	2	2	2	2				PS
608				OIL / GREASE			0.002												S
608		41	6080102	FOOT CONTROL FRAME, LH, DUAL SEAT									1	1	1				PS
608		42	6080101	FOOT CONTROL FRAME, RH, DUAL SEAT									1	1	1				PS
608		21	9100002	LOCKNUT, M10 X 1.5									2	2	2	40	TO CLAMP CLEVIS + PEG ASSY TO CONTROL FRAME		PS
608		39	9400016	WASHER, M10, 10.5 X 20 X 2									2	2	2		WASHER TO GO BETWEEN ANTI ROTATION PLATE AND M10 NUT		PS
608		20	6080045	FOOTPEG PLATE, ANTI ROTATION, XM									2	2	2		ANTI ROTATION WASHER BETWEEN CLEVIS AND CONTROL FRAME		PS
608		37	6080034	CLEVIS, PEDAL PIVOT									2	2	2				PS

Section	CHANGE	REF NO		PART DESCRIPTION	COMPRISING	COMPRISING	COMPRISING	CSE-01	CSE-02	CSE-03	COM-01	COM-03	CCR-01	CCR-02	CMM-01	CMM-03	TORQUE (Nm)	REMARKS	MARKET VARIATION, APPLICABLE MARKET	PRODUCTION/SPARES/ ACCESSORY
608		18	6080021	BALL BEARING, FOOTPEG										2	2	2				PS
608		19	6080022	SPRING, FOOTPEG										2	2	2				PS
608		16	6080010	FOOTPEG, TURNED										2	2	2				PS
608		14	6080012	PIN, CLEVIS, FOOTPEG										2	2	2				PS
608		17	6080011	FOOTPEG, RUBBER										2	2	2				PS
608		36	9300001	5MM E-CLIP										2	2	2				PS
608		608.... FOOT CONTROLS			ISSUE 1	DC NOTE		APPROVED S.SKINNER			ISSUE 2		DC NOTE DC 000610		APPROVED S. SKINNER					
					3	DCN 001057, 001058, 001059		S Marshall			4		DCN 000491		RJJ					
					5	DCN 001109, 001110		R JAMES			6		DCN 001127		RJJ					

SECTION	608	ISSUE	DCN NUMBER	APPROVED BY/ DATE	ISSUE	DCN NUMBER	APPROVED BY/ DATE
		2	DC 000610	03/11 S.S			
DESCRIPTION	FOOT CONTROLS	3	DC 000491	1/13 RJJ			
		4	DC 001109/10	3/13 RJJ			

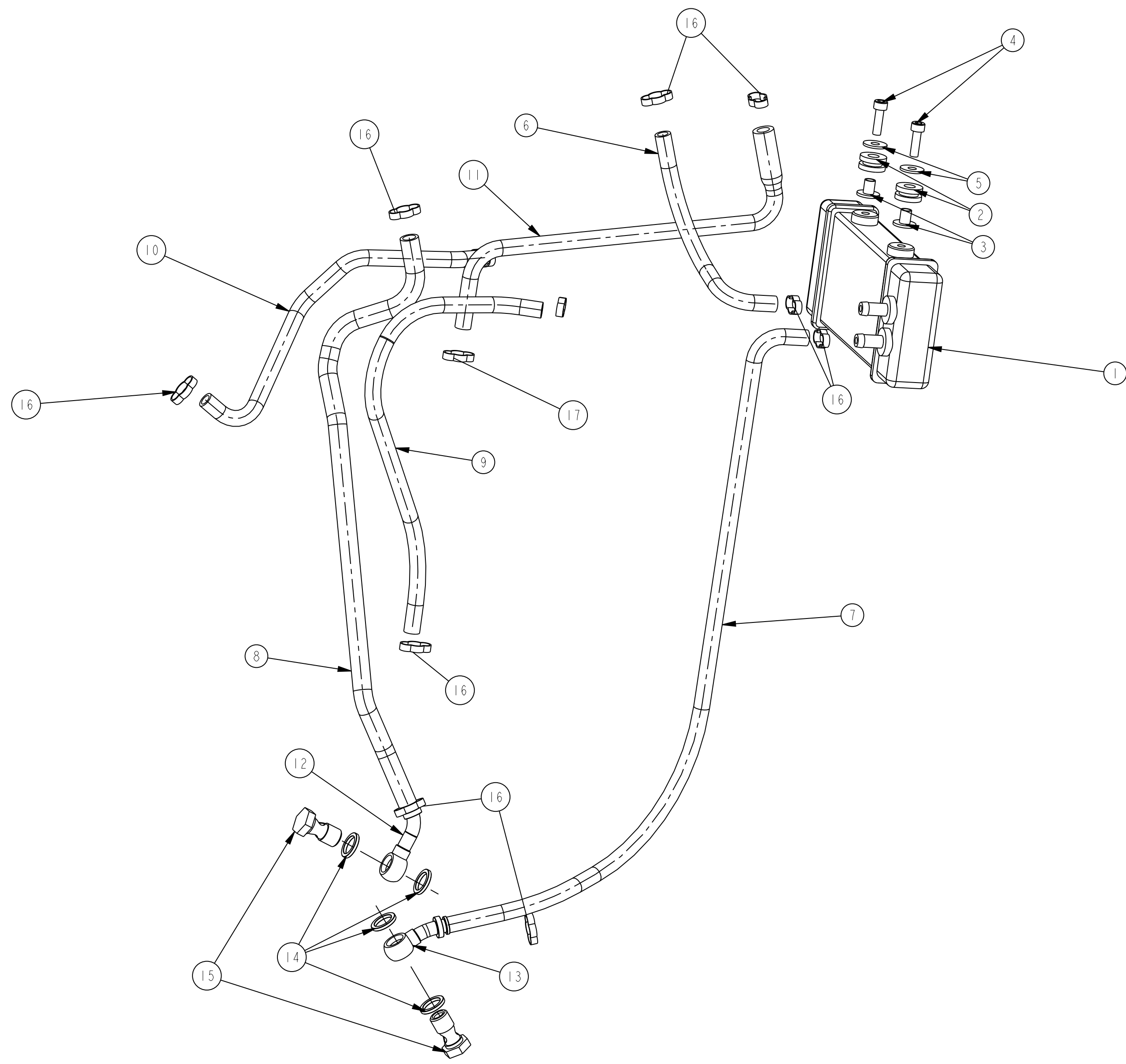


SECTION	608	ISSUE	DCN NUMBER	APPROVED BY/ DATE	ISSUE	DCN NUMBER	APPROVED BY/ DATE
		2	DC 000610	03/11 S.S			
DESCRIPTION	FOOT CONTROLS	3	DC 000491	1/13 RJJ			
		4	DC 001109/10	3/13 RJJ			



Section	CHANGE	REF NO	PART DESCRIPTION	COMPRISING	COMPRISING	COMPRISING	CSE-01	CSE-02	CSE-03	COM-01	COM-03	CCR-01	CCR-02	CMM-01	CMM-03	TORQUE (Nm)	REMARKS	MARKET VARIATION, APPLICABLE MARKET	PRODUCTION/SPARES/ ACCESSORY
610		1	6100001	COOLER, OIL			1	1	1	1	1	1	1	1	1				PS
610		2	9800012	GROMMET, ID 14 X OD 9 X 12.5			2	2	2	2	2	2	2	2	2				PS
610		3	9500002	COMPRESSION LIMITER, M6 X 20MM OD			2	2	2	2	2	2	2	2	2				PS
610		4	9000003	BOLT, CAP HD, M6 X 20 x 1.0			2	2	2	2	2	2	2	2	2	6	TO CLAMP OIL COOLER TO FRAME		PS
610		5	9400013	WASHER, PENNY, M6, 6.4 X 18 X 1.6			2	2	2	2	2	2	2	2	2		USED WITH OIL COOLER BOLTS		PS
610																			
610			6100004	OIL LINE			1	1	1	1	1	1	1	1	1		EN 854 100R6 - 06 (RAW)		
610		6	6100005	OIL PIPE, COOLER TO TANK, TANK TO HEAD REDUCER			1	-	-	-	-	-	-	-	-		OIL COOLER TO OIL TANK		PS
610		7	6100006	OIL PIPE, COOLER TO PUMP			1	-	-	-	-	-	-	-	-		OIL COOLER TO OIL PUMP, 685MM		PS
610		8	6100007	OIL PIPE, PUMP TO TANK			1	-	-	-	-	-	-	-	-		OIL PUMP TO OIL TANK, 490MM		PS
610																			
610		9	6100009	OIL PIPE, ROCKER COVER TO CRANKCASE			1	-	-	-	-	-	-	-	-		ROCKER COVER TO CRANKCASE 400MM		PS
610		10	6100011	OIL PIPE, HEAD TO AIR BOX			1	1	1	1	1	1	1	1	1		HEAD TO AIR BOX, 300MM		PS
610		11	6100016	HOSE, BREATHER, FORMED, 360MM			1	1	1	1	1	1	1	1	1		ROCKER COVER TO OIL TANK		PS
610		12	6100002	BANJO, OIL LINE, IN			1	1	1	1	1	1	1	1	1				PS
610		13	5260005	BANJO,M14, 9MM SPIGGOT			1	1	1	1	1	1	1	1	1		USED FOR OIL PUMP OUT		PS
610		14	9400036	WASHER, M14, OD 20.0MM x 2.5 ALUMINIUM			4	4	4	4	4	4	4	4	4		ONE EITHER SIDE OF OIL BANJO		PS
610		15	9000021	BOLT, BANJO, OIL LINE			2	2	2	2	2	2	2	2	2	25	USED FOR OIL LINE IN AND OUT		PS
610																			
610		16	9300006	O-CLAMP, DOUBLE EARED, 15MM-18MM			11	11	11	11	11	11	11	11	11		OIL LINE AND BREATHER PIPE CLIPS		PS
610		17	9300018	CLAMP, CONSTANT TENSION, 15MM ~ 16MM X 8			1	1	1	1	1	1	1	1	1		SMALL BREATHER HOSE TO ROCKER COVER		PS
610		610... COOLING			ISSUE 1		DC NOTE			APPROVED S.SKINNER			ISSUE 2			DC NOTE DC 000610		APPROVED S. SKINNER	
610																			
610																			

SECTION	610	ISSUE	DCN NUMBER	APPROVED BY/ DATE	ISSUE	DCN NUMBER	APPROVED BY/ DATE
		1					
DESCRIPTION	COOLER ASSEMBLY	2	DC 000610	SS 3/2011			

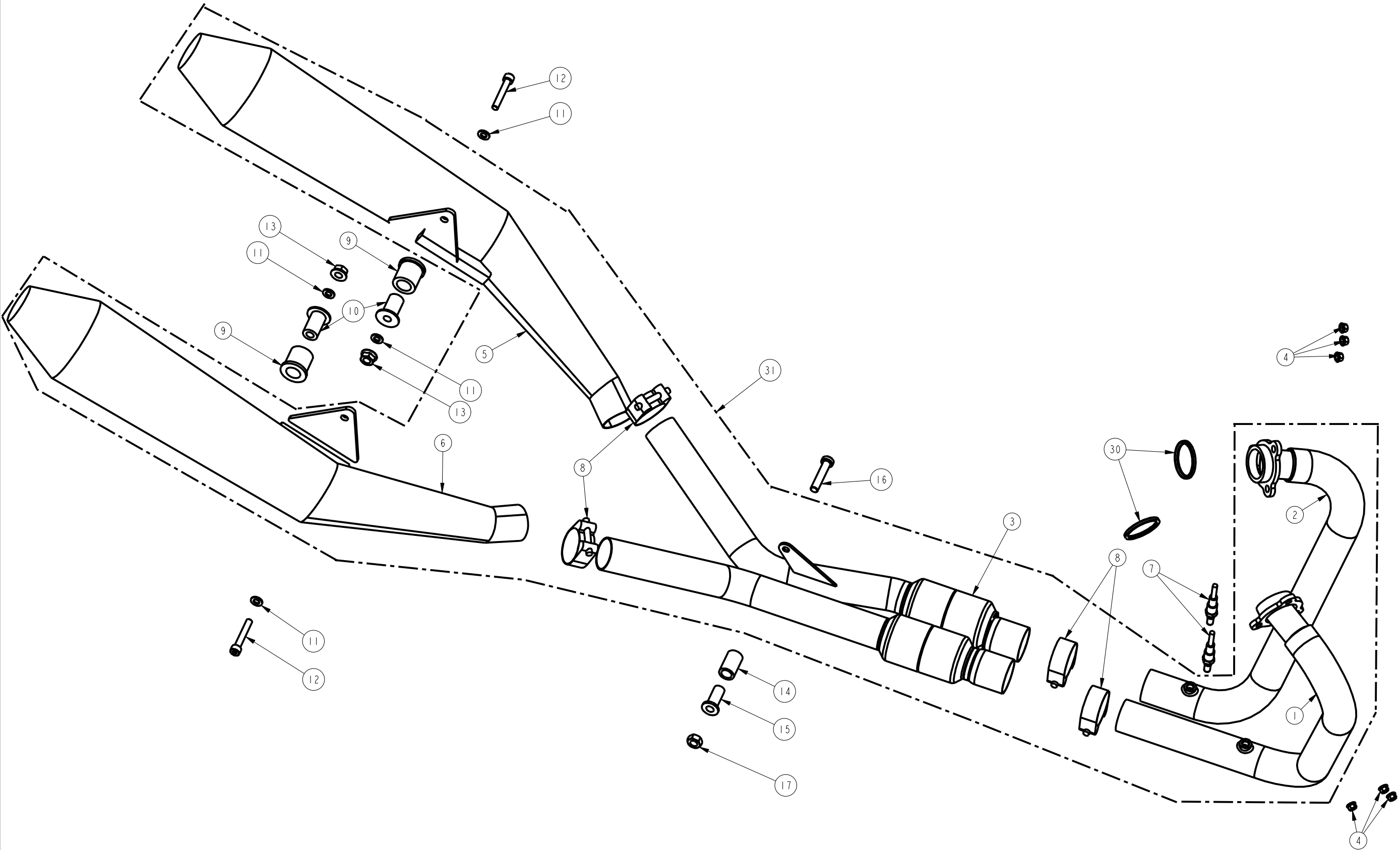


SCALE 2:5

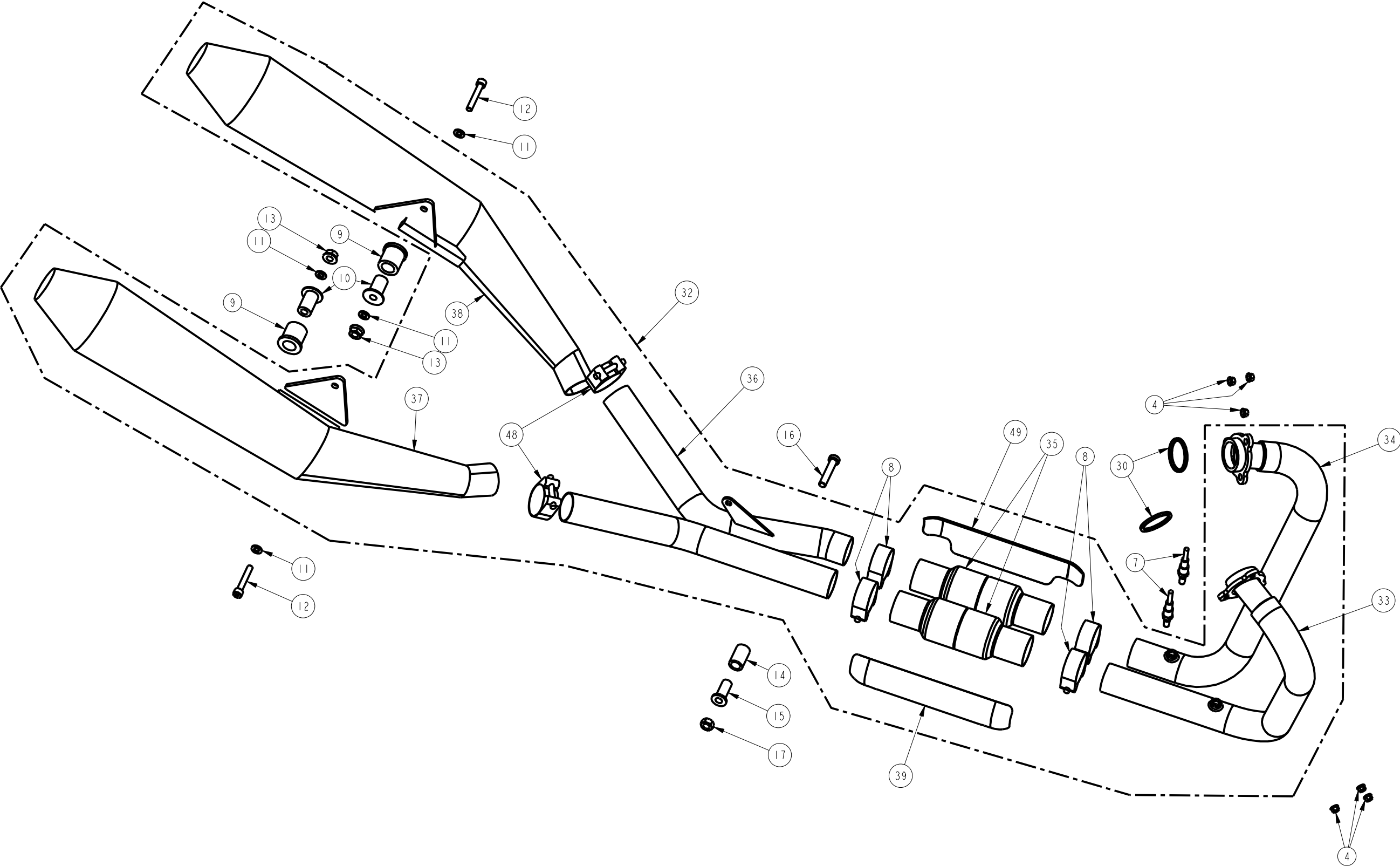
Section	CHANGE	REF NO	PART DESCRIPTION	COMPRISING	COMPRISING	COMPRISING	CSE-01	CSE-02	CSE-03	COM-01	COM-03	CCR-01	CCR-02	CMM-01	CMM-03	TORQUE (Nm)	REMARKS	MARKET VARIATION, APPLICABLE MARKET	PRODUCTION/SPARES/ ACCESSORY
620		31	6200054	EXHAUST SYSTEM KIT, EURO			1	1	1	1		1	1	1			MOTAD		PS
620		8	6200052	CLAMPS, EXHAUST		4										10	USED TO CLAMP EXHAUST SECTIONS		S
620		1	6200049	HEADER, RH, CHROME, EURO		1	1	1	1	1		1	1	1					S
620		2	6200048	HEADER, LH, CHROME, EURO		1	1	1	1	1		1	1	1					S
620		3	6200303	SECONDARY, STAINLESS, EURO		1	1	1	1	1		1	1	1					S
620		6	6200051	SILENCER, RH		1	1	1	1	1		1	1	1					S
620		5	6200050	SILENCER, LH		1	1	1	1	1		1	1	1					S
620																			
620		32	6200056	EXHAUST SYSTEM KIT, BLACK CHROME, EURO							1				1				PS
620		48	6200072	CLAMPS, EXHAUST, BLACK		2					1				1	10			SA
620		8	6200052	CLAMPS, EXHAUST		4					1				1	10	USED TO CLAMP EXHAUST SECTIONS		SA
620		33	6200058	HEADER, RH, BLACK CHROME, EURO		1					1				1				SA
620		34	6200059	HEADER, LH, BLACK CHROME, EURO		1					1				1				SA
620		35	6200060	SECONDARY, INDIVIDUAL, STAINLESS, EURO		2					2				2		INCLUDES CAT		SA
620		36	6200061	SECONDARY, LINK, BLACK CHROME, EURO		1					1				1				SA
620		37	6200062	SILENCER, RH, BLACK CHROME, EURO		1					1				1				SA
620		38	6200063	SILENCER, LH, BLACK CHROME, EURO		1					1				1				SA
620		39	6200064	HEAT SHIELD, BLACK CHROME, RH		1					1				1				SA
620		49	6200073	HEAT SHIELD, BLACK CHROME, LH		1					1				1				SA
620																			
620		40	6200022	ACCESSORY, SILENCER, SHORT, LH															A
620		41	6200023	ACCESSORY, SILENCER, SHORT, RH															A
620		42	6200066	ACCESSORY, SILENCER, SHORT, LH, BLACK CHROME															A
620		43	6200067	ACCESSORY, SILENCER, SHORT, RH, BLACK CHROME															A
620		44	6200024	ACCESSORY, SILENCER, LONG, LH															A
620		45	6200025	ACCESSORY, SILENCER, LONG, RH															A
620		46	6200068	ACCESSORY, SILENCER, LONG, LH, BLACK CHROME															A
620		47	6200069	ACCESSORY, SILENCER, LONG, RH, BLACK CHROME															A
620																			
620		18	6200001	AIRBOX MOULDING			1	1	1	1	1	1	1	1	1		AS RECIEVED FROM ACERBIS		PS
620		21	6200010	FITTING, AIRBOX, TURNED, M12, 8MM			3	3	3	3	3	3	3	3	3	22	1 ONLY FOR IVA BIKES		PS
620		22	6200011	FITTING, AIRBOX, TURNED, M6, 3MM			1	1	1	1	1	1	1	1	1	9			PS
620		27	9000616	BOLT, CAP HD, M6 X 12 X 1.0			2	2	2	2	2	2	2	2	2	9	TO CLAMP AIRBOX TO FRAME		PS
620		28	9400013	WASHER, PENNY, M6, 6.4 X 18 X 1.6			2	2	2	2	2	2	2	2	2		USED WITH AIRBOX BOLT TO CLAMP EARTH STRAP		PS
620		29	9400012	WASHER, SERRATED, M6			2	1	1	1	1	1	1	1	1		USED WITH AIRBOX BOLT TO CLAMP EARTH STRAP		PS
620																			
620		24	6200003	CLAMP, AIRBOX, MOULDED			1	1	1	1	1	1	1	1	1		ACERBIS 'TOILET SEAT'		PS
620		25	6200005	FILTER, AIR			1	1	1	1	1	1	1	1	1				PS
620		26	9000015	BOLT, BUTTON HD, M5x12			2	2	2	2	2	2	2	2	2	4	TO AIR FILTER CLAMP		PS
620																			
620		23	6200002	TRANSITION PIECE			1	1	1	1	1	1	1	1	1				PS
620		30	6200026	UNI-CLIP, TRANSITION PIECE			2	2	2	2	2	2	2	2	2		TO CLAMP THROTTLE BODIES		PS
620		19	6200008	SPREADER PLATE, TRANSITION PIECE			1	1	1	1	1	1	1	1	1				PS
620		20	9000003	BOLT, CAP HD, M6 X 20			3	3	3	3	3	3	3	3	3	8	TO CLAMP TRANSITION PIECE		PS
620																			
620		9	6200012	EXHAUST BUSH			2	2	2	2	2	2	2	2	2		SILENCER TO FRAME		PS
620		10	6200013	EXHAUST BUSH COMPRESSION LIMITER			2	2	2	2	2	2	2	2	2		SILENCER TO FRAME		PS
620		11	9400007	WASHER, M8, 8.4 X 16 X 1.6			4	4	4	4	4	4	4	4	4		M8 WASHER 2 PER SIDE		PS
620		12	9000850	BOLT CAP HD, M8 X 50 X 1.25			2	2	2	2	2	2	2	2	2		TO BOLT SILENCER TO FRAME		PS

620
620
620

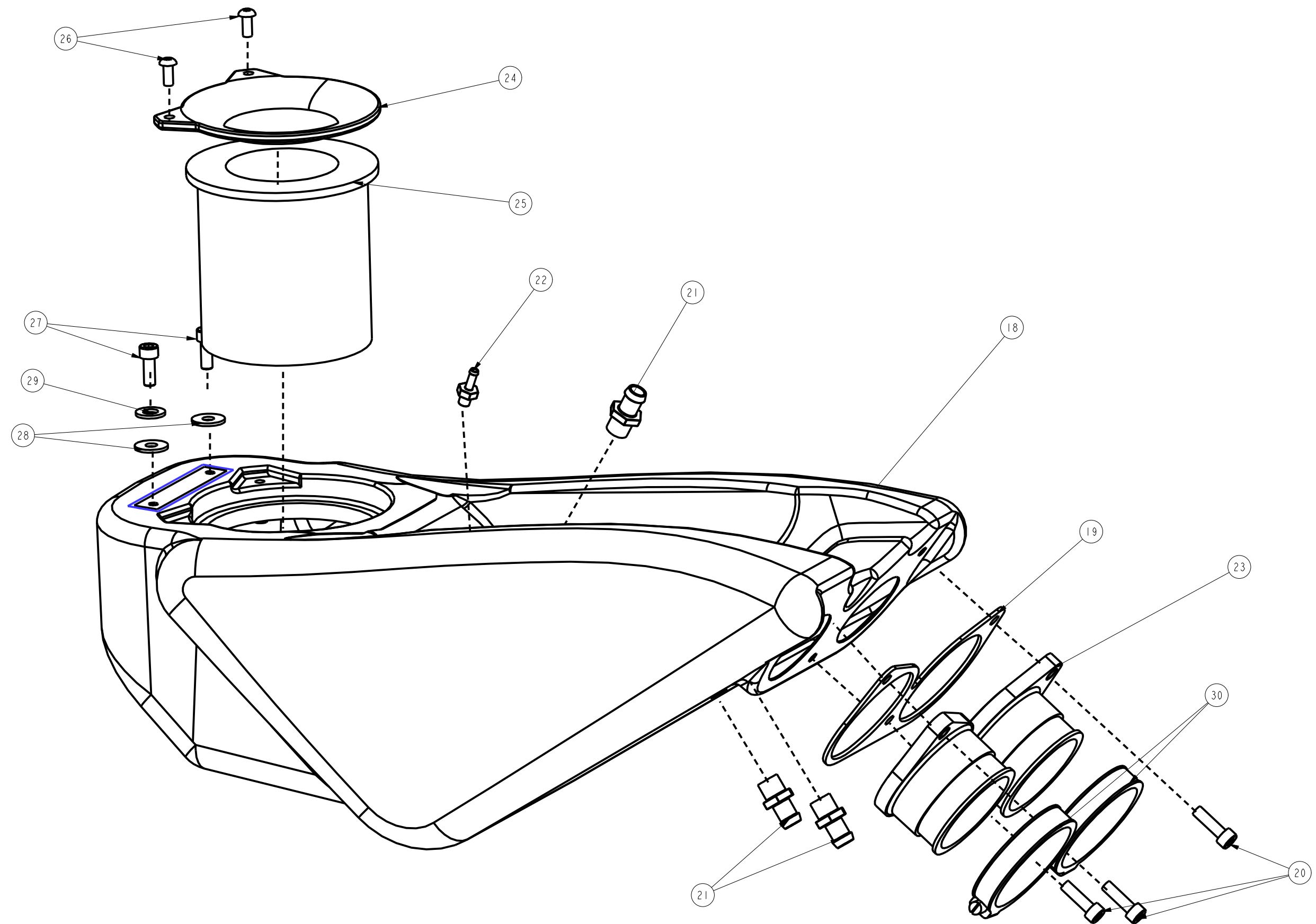
SECTION	620	ISSUE	DCN NUMBER	APPROVED BY/ DATE	ISSUE	DCN NUMBER	APPROVED BY/ DATE
		1					
DESCRIPTION	EXHAUST SYSTEM	2	DC 000610	03/11 SS			
		3	DC 001095	03/13 RJJ			
		4	DC 001133	07/13 RJJ			



SECTION	620	ISSUE	DCN NUMBER	APPROVED BY/ DATE	ISSUE	DCN NUMBER	APPROVED BY/ DATE
		1					
DESCRIPTION	EXHAUST SYSTEM	2	DC 000610	03/11 SS			
		3	DC 001095	03/13 RJJ			
		4	DC 001133	07/13 RJJ			



SECTION	620	ISSUE	DCN NUMBER	APPROVED BY/ DATE	ISSUE	DCN NUMBER	APPROVED BY/ DATE
		1					
DESCRIPTION	AIRBOX ASSY	2	DC 000610	03/11 SS			
		3	DC 001095	03/13 RJJ			
		4	DC 001133	07/13 RJJ			



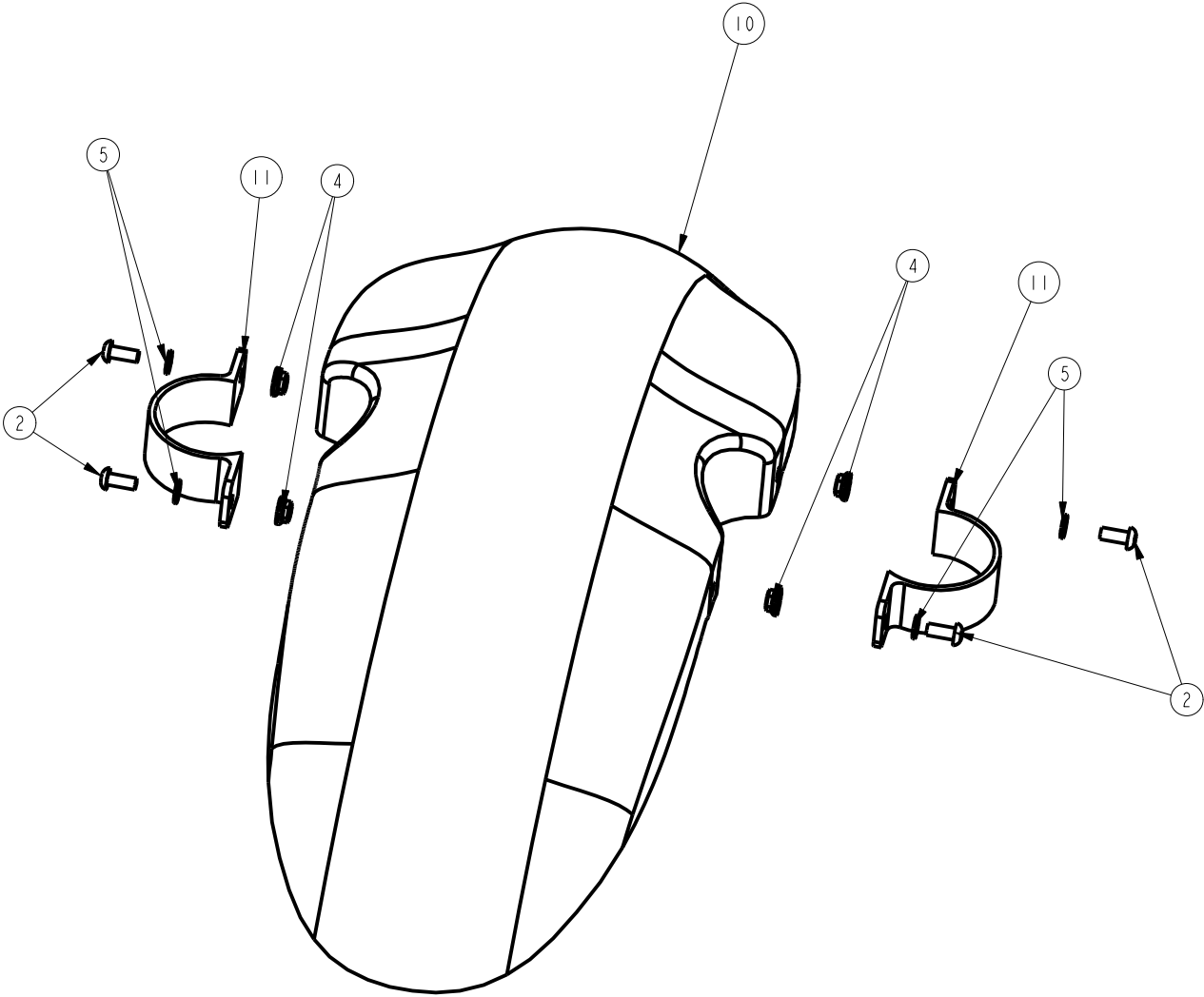
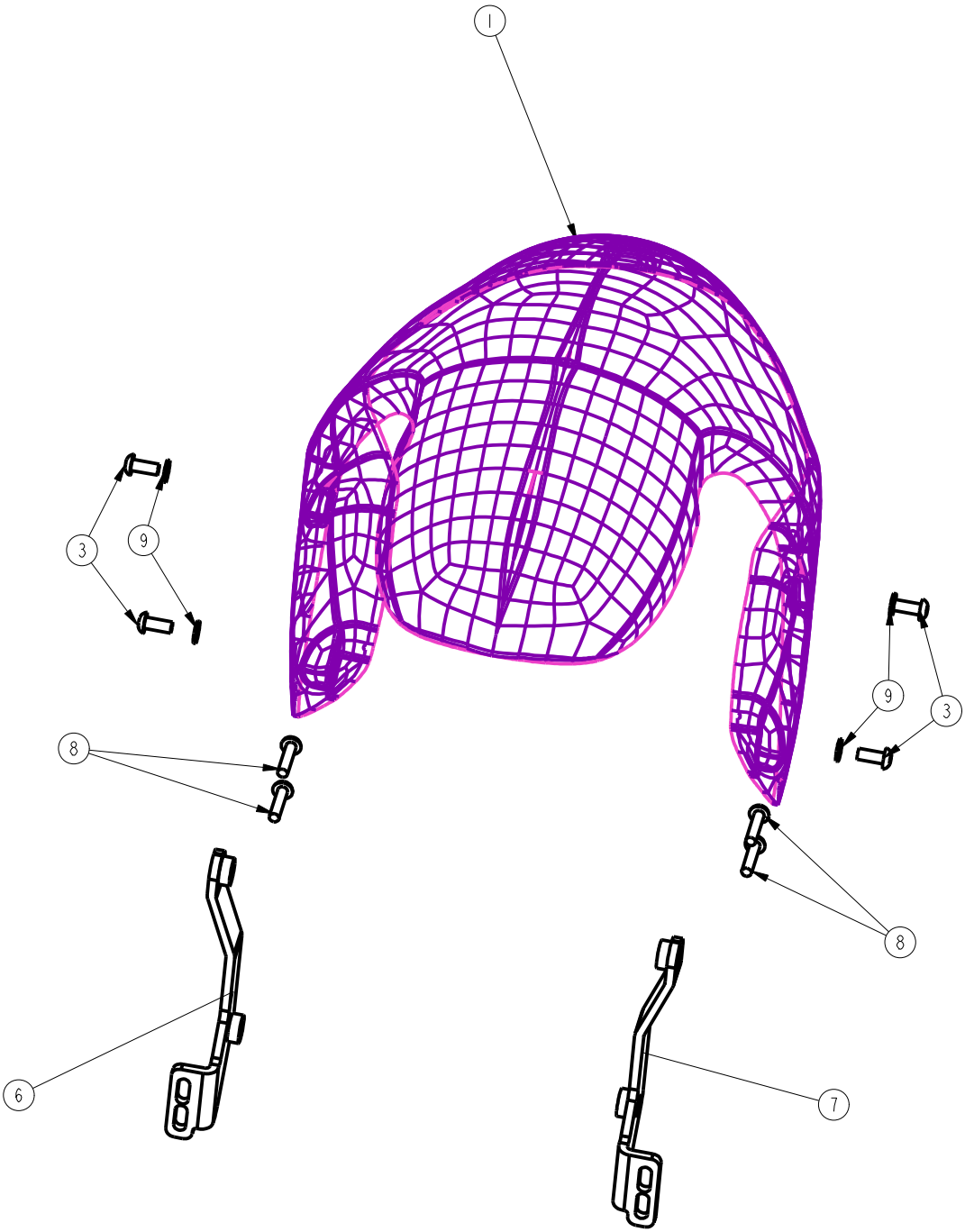
SCALE 7:10

Section	CHANGE	REF NO	PART DESCRIPTION	COMPRISING	COMPRISING	COMPRISING	CSE-01	CSE-02	CSE-03	COM-01	COM-03	CCR-01	CCR-02	CMM-01	CMM-03	TORQUE (Nm)	REMARKS	MARKET VARIATION, APPLICABLE MARKET	PRODUCTION/SPARES/ACCESSORY
630		6300106	EXTENSION, REAR MUDGUARD				1	1	1	1	1	1	1	1	1			HK	P S
630		6300106	EXTENSION, REAR MUDGUARD				1	1	1	1	1	1	1	1	1			NZ	P S
630		6300106	EXTENSION, REAR MUDGUARD				1	1	1	1	1	1	1	1	1			AU	P S
630	1	6300034	MUDGUARD, USD, CARBON						1	1	1	1	1	1	1		CARBON FIBRE - CLEAR		PS
630	2	9000701	BOLT, BUTTON HD, INT HEX M6 X 16 X 1.0				4	4		4				4		9	FRONT MUDGUARD BOLT RWU FORKS		PS
630	3	9000706	BOLT, BUTTON HD, INT HEX M6 X 20 X 1.0						4		4	4	4		4	9	FRONT MUDGUARD BOLT		PS
630	4	9120006	LOCKNUT, FLANGED, M6 X 1.0				4	4		4				4		9	FRONT MUDGUARD NUT		PS
630	5	9400014	WASHER, M6, 6.4 X 12 X 1.6, DIN 125A				4	4		4				4			USED WITH FRONT MUDGUARD BOLTS		PS
630	6	6300098	MUDGUARD BRACKET, USD FORKS, RH						1		1	1	1		1				PS
630	7	6300097	MUDGUARD BRACKET, USD FORKS, LH						1		1	1	1		1				PS
630	8	9000015	BOLT, BUTTON HD, M5 X 12 X 0.8						4		4	4	4		4	7	USED WITH MUDGUARD BRACKETS		PS
630	9	9400005	WASHER, M5, 5.3 X 10 X 1						4		4	4	4		4		USED WITH BRACKET BOLTS		PS
630																			
630	41	6300047	SHIELD KIT, BODYWORK PROTECTION				1	1	1	1	1	1					BODYWORK PROTECTION		PS
630	46	6300125	SHIELD KIT, BODYWORK PROTECTION, DUAL SEAT										1	1	1		BODYWORK PROTECTION		PS
630																			
630	10	6300004	MUDGUARD, FRONT, CARBON				1	1		1				1			CARBON FIBRE - CONVENTIONAL FORKS		PS
630	11	6300005	BRACKET, MUDGUARD, CONVENTIONAL				2	2		2				2			OHLINS PART, GOLD, CONVENTIONAL FORKS		PS
630																			
630	10	6300073	MUDGUARD, FRONT, GALACTIC BLACK, CONVENTIONAL FORKS				1	1		1				1					PS
630	10	6300074	MUDGUARD, FRONT, ROYAL RED, CONVENTIONAL FORKS				1	1		1				1					PS
630	10	6300076	MUDGUARD, FRONT, FACTORY SPECIAL SILVER, CONVENTIONAL FORKS				1	1		1				1					PS
630	1	6300077	MUDGUARD, GALACTIC BLACK, USD FORKS						1		1	1	1		1				PS
630	1	6300078	MUDGUARD, FRONT, ROYAL RED, USD FORKS						1		1	1	1		1				PS
630	1	6300080	MUDGUARD, FRONT, FACTORY SPECIAL SILVER, USD FORK						1		1	1	1		1				PS
630																			
630	42	6300093	BATTERY BOX, STEEL, XM				1	1	1	1	1	1	1	1	1		STEEL FABRICATION		PS
630	43	6500048	BRACKET, TWIN RELAY, XM				1	1	1	1	1	1	1	1	1				PS
630	44	9000701	BOLT, BUTTON HD, M6 X 16				2	2	2	2	2	2	2	2	2	9	BATTERY BOX TO FRAME		PS
630	45	9400014	WASHER, M6, 6.4 X 12 X 1.6				1	1	1	1	1	1	1	1	1		USED WITH FRONT BATTERY BOX BOLT		PS
630																			
630	32	6300009	NUMBER PLATE HANGER, CF				1	1	1		1				1		CARBON FIBRE FOR SE AND SF		PS
630	33	6300021	BRACKET, NUMBER PLATE, MOULDED							1		1	1	1			PLASTIC MOULDED HANGER		PS
630																			
630	34	6300092	NUMBER PLATE BRACKET, STEEL, CROSS BRACE							1		1	1	1			USE WITH 6300021		PS
630	67	6300143	NUMBER PLATE BRACKER, STEEL, NON CROSS BRACE				1	1	1		1				1		USE WITH 6300009		PS
630	35	6700023	P-CLIP, 13MM				1	1	1	1	1	1	1	1	1		TO MOUNT REAR HARNESS		PS
630	36	9400013	WASHER, PENNY, M6, 6.4 X 18 X 1.6				3	3	3	3	3	3	3	3	3		USED WITH HANGER BOLTS		PS
630	37	9000602	BOLT, CAP HD, M6 X 30				3	3	3	3	3	3	3	3	3	9	NUMBER PLATE BRACKET + HANGER BOLTS		PS
630	38	6300041	GROMMET, RUBBER, 14MM				1	1	1	1	1	1	1	1	1		PROTECTION FOR HARNESS HOLE		PS
630	39	9001003	BOLT, BLACK, M5 X 20 NYLON				2	2	2	2	2	2	2	2	2		NUMBER PLATE BOLT		PS
630	23	9001004	BOLT, YELLOW, M5 X 20 NYLON				2	2	2	2	2	2	2	2	2		NUMBER PLATE BOLT		PS
630	24	9100011	NUT, BLACK, M5 NYLON				2	2	2	2	2	2	2	2	2		NUMBER PLATE NUT		PS
630																			
630	32	6300009	NUMBER PLATE HANGER, CF							1	1	1	1	1	1		CARBON FIBRE		A/S
630																			
630	25	6300001	REAR BODYWORK, MLD				1	1	1	1	1	1					AS RECIEVED FROM ACERBIS		PS
630	26	9000602	BOLT, CAP HD, M6 X 30				2	2	2	2	2	2				9	REAR BODY WORK FRONT BOLTS		PS
630	27	9400013	WASHER, PENNY, M6, 6.4 X 18 X 1.6				2	2	2	2	2	2					USED WITH REAR BODY WORK BOLTS		PS

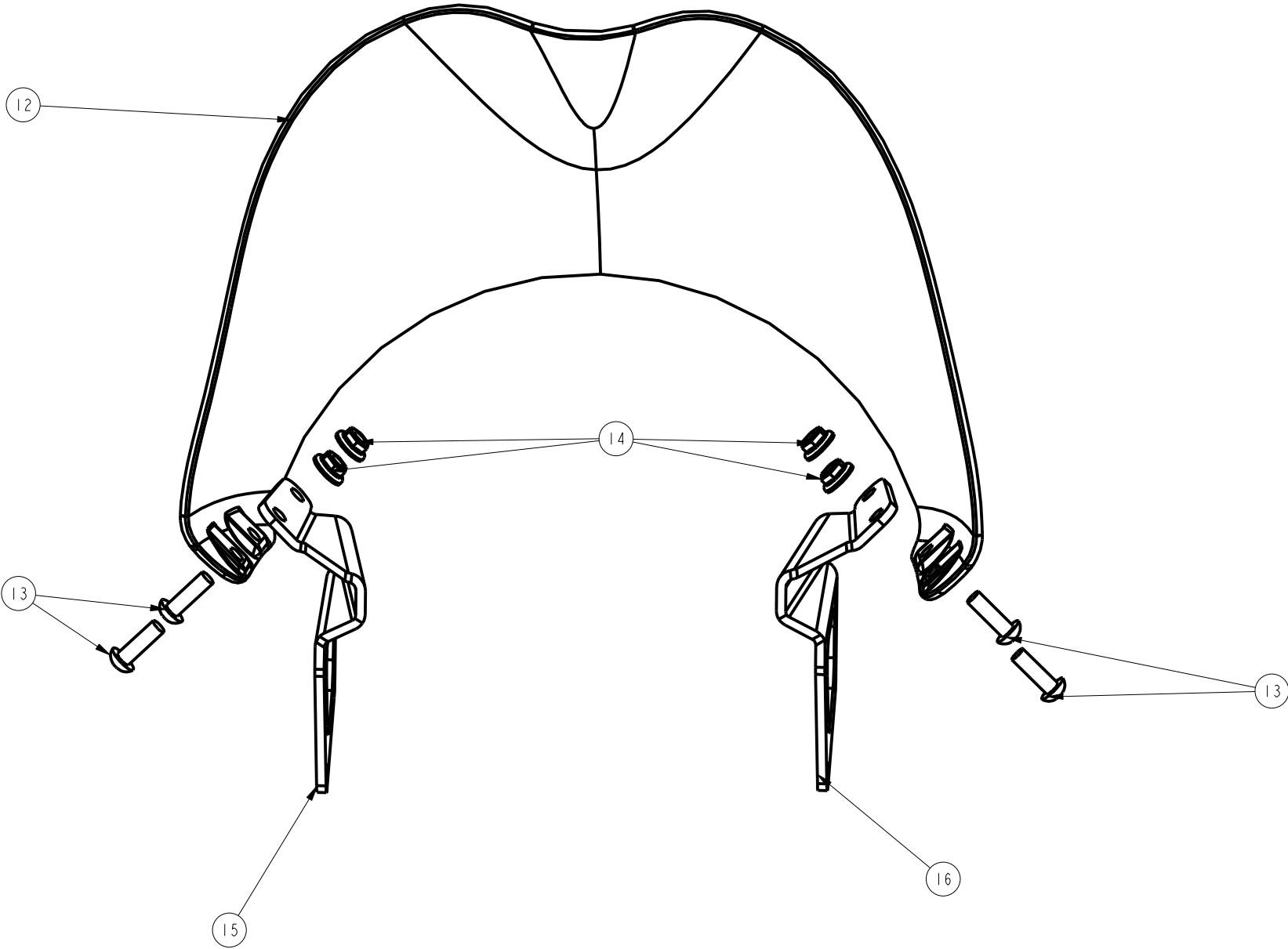
Section	CHANGE	REF NO	PART DESCRIPTION	COMPRISING COMPRISING	COMPRISING	CSE-01	CSE-02	CSE-03	COM-01	COM-03	CCR-01	CCR-02	CMM-01	CMM-03	TORQUE (Nm)	REMARKS	MARKET VARIATION, APPLICABLE MARKET	PRODUCTION/SPARES/ ACCESSORY
630		28	6300120	MOUNT, REAR BODYWORK		5	5	5	5	5	5	3	3	3		REAR BODY WORK RUBBER MOUNTS		PS
630		25	6400067	PANEL, REAR, GALACTIC BLACK, GOLD TEXT		1	1	1	1	1	1							PS
630		25	6400068	PANEL, REAR, ROYAL RED, GOLD TEXT		1	1	1	1	1	1							PS
630		25	6400070	PANEL, REAR, FACTORY SPECIAL SILVER, BLACK TEXT/BORDER RED PIN STRIPE		1	1	1	1	1	1							PS
630		25	6400071	PANEL, REAR, FACTORY SPECIAL SILVER, BLACK TEXT		1	1	1	1	1	1							PS
630		29	6300007	SEAT, RIDER, FORMED - LEATHER		1	1	1										PS
630				RUBBER FOOT, SEAT		6										TO BE SUPPLIED BY SEAT MANUFACTURER		S
630		31	9000650	BOLT, CAP HD, M6 X 50 X 1.0		2	2	2	2	2	2	2	2	2	9	SEAT TO FRAME		PS
630		40	9800012	GROMMET, ID 14 X OD 9.0 X 12.5MM		1	1	1	1	1	1					SEAT TO BODY WORK		PS
630		30	6300013	SEAT, RIDER, FORMED, VINYL					1	1	1							PS
630				RUBBER FOOT, SEAT		6										TO BE SUPPLIED BY SEAT MANUFACTURER		S
630		50	6300099	SEAT, RIDER, DUAL SEAT							1	1	1					PS
630				RUBBER FOOT, SEAT		6										TO BE SUPPLIED BY SEAT MANUFACTURER		S
630		47	6300091	BODYWORK, REAR, DUAL SEAT, MOULDED							1	1	1					PS
630		48	6300123	CATCH, PILLION SEAT							1	1	1					PS
630		49	9000616	BOLT, CAP HD, M6 X 1.0 X 16							4	4	4		9			PS
630		47	6300126	BODYWORK, REAR, DUAL SEAT, ROYAL RED							1	1	1					PS
630		47	6300127	BODYWORK, REAR, DUAL SEAT, GALACTIC BLACK							1	1	1					PS
630		47	6300128	BODYWORK, REAR, DUAL SEAT, FACTORY SPECIAL SILVER							1	1	1					PS
630		51	6300105	ASSEMBLY, SEAT COWL							1	1	1					PS
630		53	6300102	COWL, PILLION, MOULDED		1												PS
630		54	6300103	SEAT PAD, COWL		1												PS
630		57	6300104	BASE, COWL, MOULDED		1										PART TRIMMED FROM 6300138		PS
630		55	6300121	BRACKET, PILLION SEAT, LH		1												PS
630		56	6300122	BRACKET, PILLION SEAT, RH		1												PS
630		58	6300124	REINFORCEMENT, DUAL SEAT COWL BASE		2												PS
630		60	9400014	WASHER, M6, 6.4 X 12 X 1.6 DIN 125A		6												PS
630		61	9400015	WASHER, PENNY, M5, 5.3 X 15 X 1.2		2												PS
630		62	9050001	SCREW, POLYCAST 30 - SERIES 20210 TYPE 1411		4												PS
630		63		RUBBER FOOT, SEAT		2										TO BE SUPPLIED BY SEAT MANUFACTURER		PS
630		64		RIVET, STEEL, DIA 4.8 X 16		10												PS
630		52	6300101	SEAT, PILLION, INCLUDING STRAP							1	1	1					PS
630		65	6300138	BASE, PILLION SEAT, MOULDED		1												PS
630		55	6300121	BRACKET, PILLION SEAT, LH		1												PS
630		56	6300122	BRACKET, PILLION SEAT, RH		1												PS
630		58	6300124	REINFORCEMENT, DUAL SEAT COWL BASE		2												PS
630		63		RUBBER FOOT, SEAT		2										TO BE SUPPLIED BY SEAT MANUFACTURER		PS
630		64		RIVET, STEEL, DIA 4.8 X 16		8												PS
630		61	9400015	WASHER, PENNY, M5, 5.3 X 15 X 1.2		2												PS
630		66	9000018	BOLT, BUTTON HED, M5 X 16		2									7			PS

Section	CHANGE	REF NO	PART DESCRIPTION	COMPRISING COMPRISING	COMPRISING	CSE-01	CSE-02	CSE-03	COM-01	COM-03	CCR-01	CCR-02	CMM-01	CMM-03	TORQUE (Nm)	REMARKS	MARKET VARIATION, APPLICABLE MARKET	PRODUCTION/SPARES/ ACCESSORY
630		53	6300129	COWL, PILLION, ROYAL RED		1												PS
630		53	6300130	COWL, PILLION, GALACTIC BLACK		1												PS
630		53	6300131	COWL, PILLION, FACTORY SPECIAL SILVER		1												PS
630																		
630		12	6300014	FLYSCREEN, CARBON							1	1				CARBON		PS
630		13	9000018	BOLT, BUTTON HD, M5 X 16							4	4			7	TO MOUNT FLY SCREEN TO BRACKET		PS
630		14	9120005	LOCKNUT, FLANGED, M5 X 0.8							4	4			7	TO MOUNT FLY SCREEN TO BRACKET		PS
630		15	6300094	FLYSCREEN BRACKET, LH, XM							1	1						PS
630		16	6300095	FLYSCREEN BRACKET, RH, XM							1	1						PS
630																		
630		12	6300050	FLYSCREEN, ROYAL RED, STANDARD							1	1				RED FLYSCREEN		PS
630		12	6300052	FLYSCREEN, FACTORY SPECIAL, SILVER							1	1				SILVER FLYSCREEN		PS
630		12	6300053	FLYSCREEN, GALACTIC BLACK							1	1				BLACK FLYSCREEN		PS
630																		
630		12	6300014	FLYSCREEN, CARBON			1	1	1	1			1	1		FOR ACCESSORY ONLY		A
630		12	6300050	FLYSCREEN, ROYAL RED, STANDARD			1	1	1	1			1	1		FOR ACCESSORY ONLY		A
630		12	6300052	FLYSCREEN, FACTORY SPECIAL, SILVER			1	1	1	1			1	1		FOR ACCESSORY ONLY		A
630		12	6300053	FLYSCREEN, GALACTIC BLACK			1	1	1	1			1	1		FOR ACCESSORY ONLY		A
630																		
630		13	9000018	BOLT, BUTTON HD, M5 X 16							4	4			7	FOR ACCESSORY ONLY		A
630		14	9120005	LOCKNUT, FLANGED, M5 X 0.8							4	4			7	FOR ACCESSORY ONLY		A
630		15	6300094	FLYSCREEN BRACKET, LH, XM			1	1	1	1			1	1		FOR ACCESSORY ONLY		A
630		16	6300095	FLYSCREEN BRACKET, RH, XM			1	1	1	1			1	1		FOR ACCESSORY ONLY		A
630																		
630		17	6300048	CHAINGUARD, CARBON, LARGE			1	1	1	1				1				PS
630		18	6300012	HUGGER, CARBON			1	1	1	1				1				PS
630		19	6300021	HUGGER, MOULDED					1		1	1	1					PS
630																		
630		20	9000001	BOLT, CAP HEAD, M5 X 15 X 0.8			3	3	3	3	3	3	3	3	7	TO BOLT HUGGER		PS
630		21	9400015	WASHER, PENNY, M5, 5.3 X 15 X 1.2			3	3	3	3	3	3	3	3		USED WITH HUGGER + CHAIN GUARD BOLTS		PS
630																		
630		22	6050020	CHAIN GUARD, STEEL					1		1	1	1					
630.... BODYWORK				ISSUE 1	DC NOTE		APPROVED S.SKINNER		ISSUE 2		DC NOTE DC 000610		APPROVED S. SKINNER					
				3	001011		R.JAMES		4		001124		RJJ					

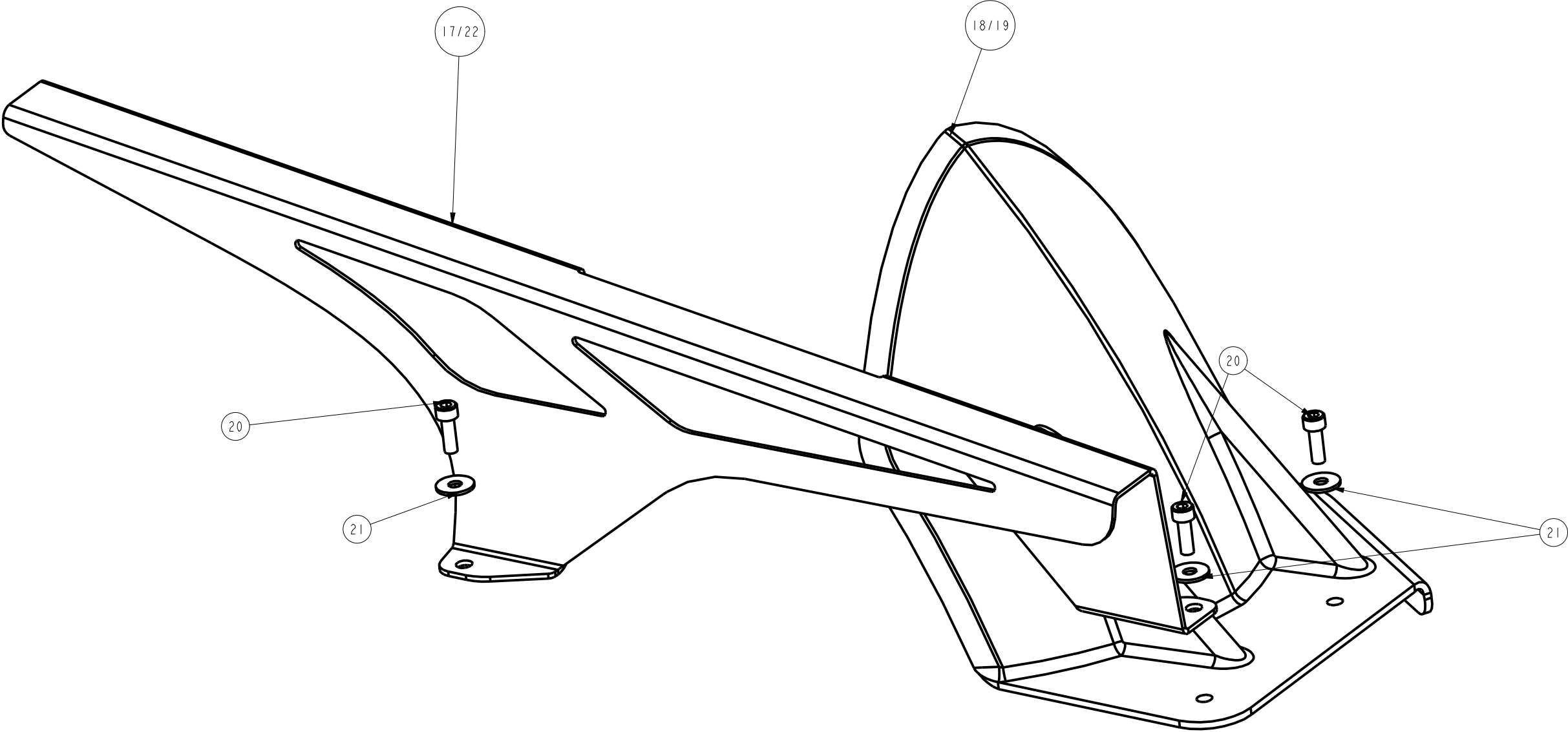
SECTION	630	ISSUE	DCN NUMBER	APPROVED BY/ DATE	ISSUE	DCN NUMBER	APPROVED BY/ DATE
		1					
DESCRIPTION	BODYWORK_ASSY	2	DC 000610	SS 03/11			
		3	DC 000491	RJJ 01/13			
		4	DC 001124	RJJ 06/13			



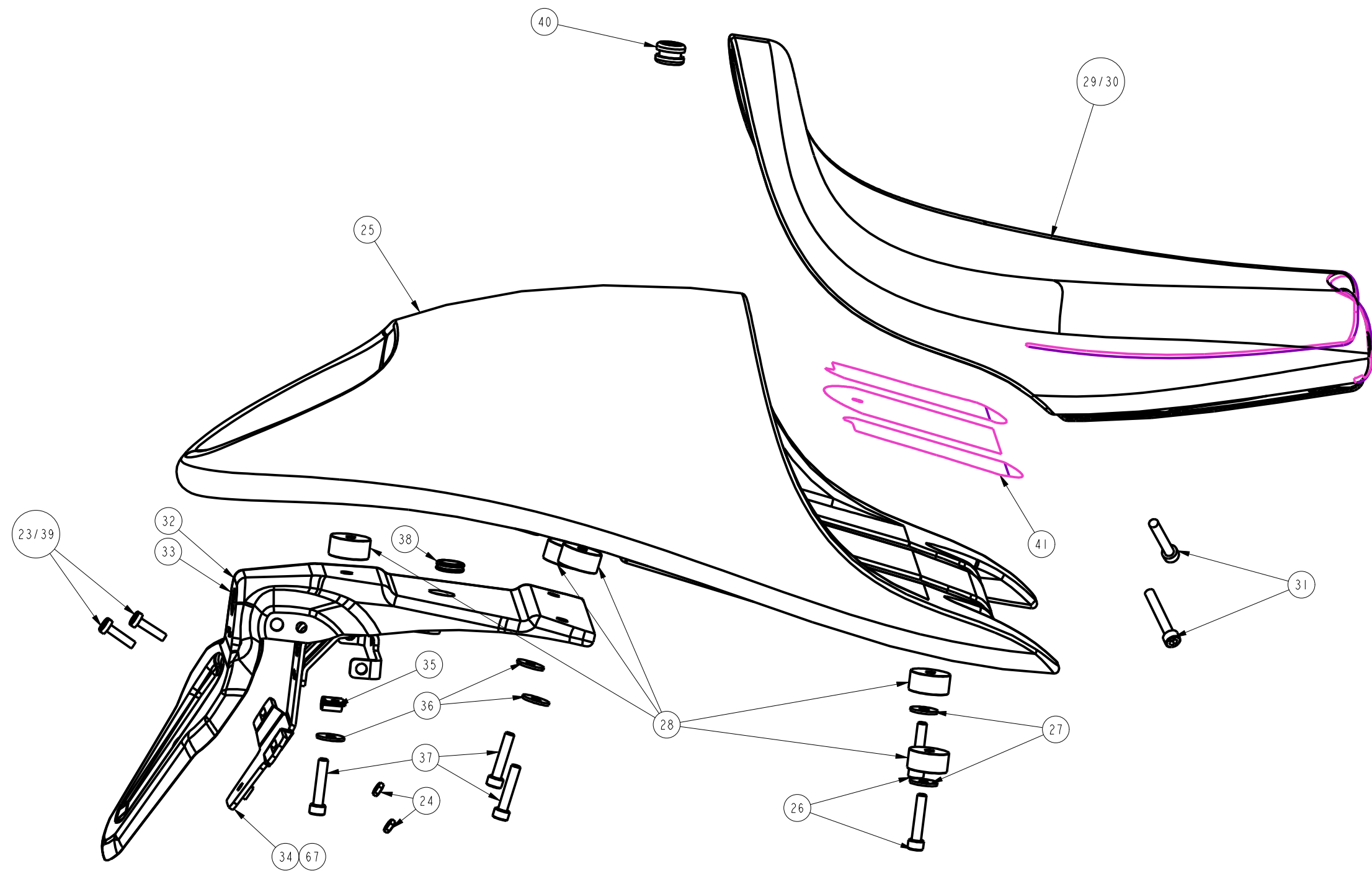
SECTION	630	ISSUE	DCN NUMBER	APPROVED BY/ DATE	ISSUE	DCN NUMBER	APPROVED BY/ DATE
		1					
DESCRIPTION	BODYWORK_ASSY	2	DC 000610	SS 03/11			
		3	DC 000491	RJJ 01/13			
		4	DC 001124	RJJ 06/13			



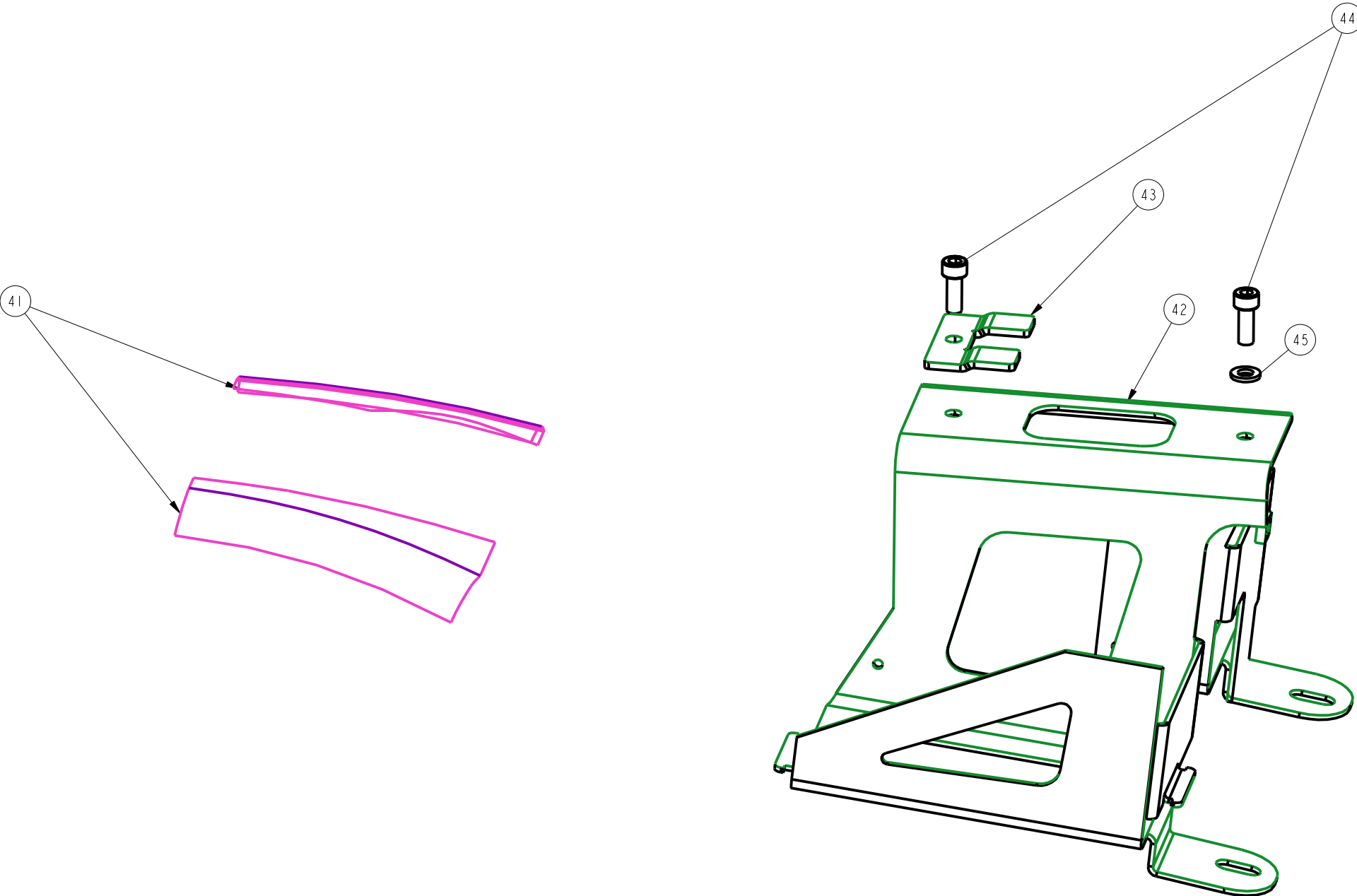
SECTION	630	ISSUE	DCN NUMBER	APPROVED BY/ DATE	ISSUE	DCN NUMBER	APPROVED BY/ DATE
		1					
DESCRIPTION	BODYWORK_ASSY	2	DC 000610	SS 03/11			
		3	DC 000491	RJJ 01/13			
		4	DC 001124	RJJ 06/13			



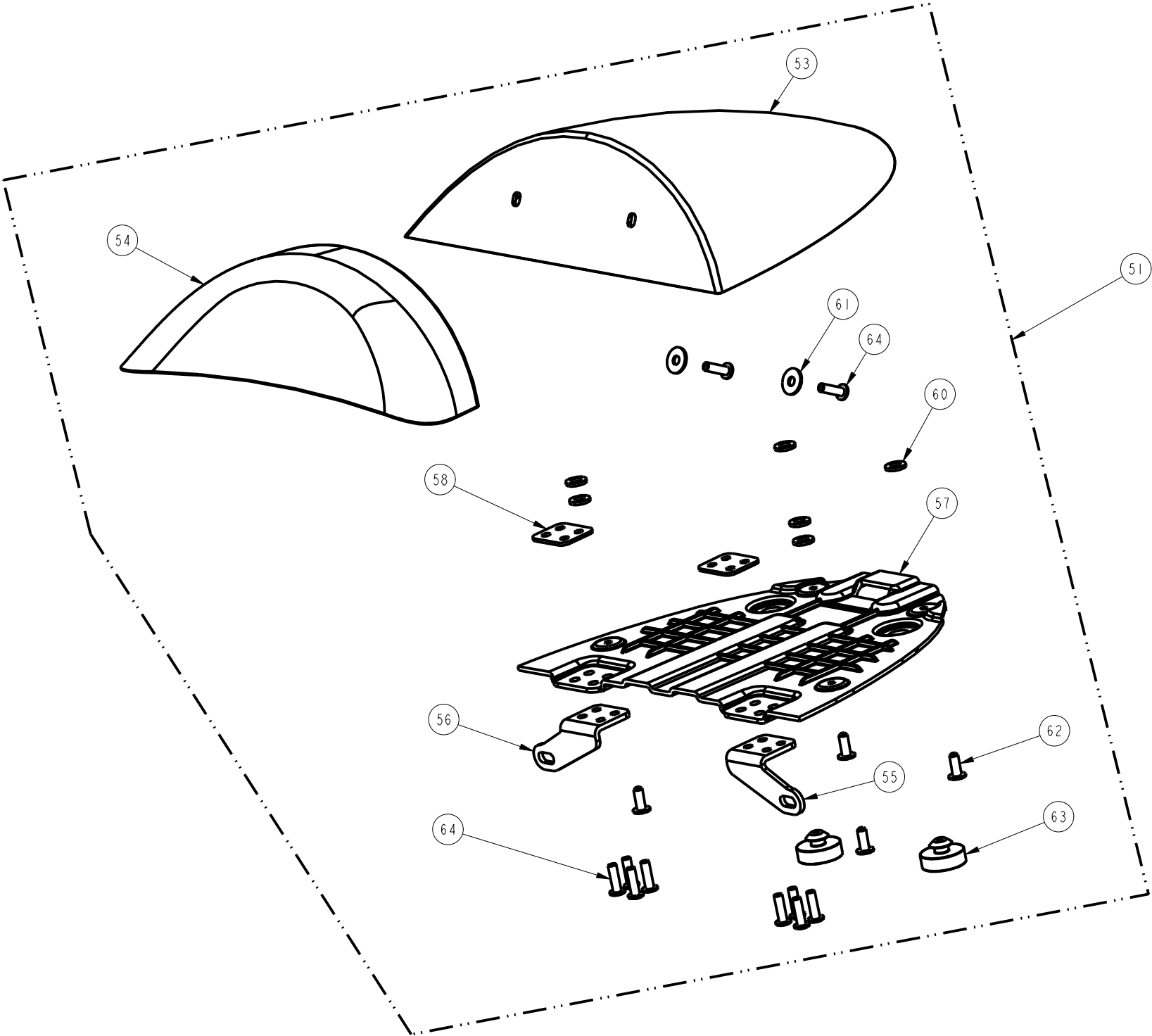
SECTION	630	ISSUE	DCN NUMBER	APPROVED BY/ DATE	ISSUE	DCN NUMBER	APPROVED BY/ DATE
		1					
DESCRIPTION	BODYWORK_ASSY	2	DC 000610	SS 03/11			
		3	DC 000491	RJJ 01/13			
		4	DC 001124	RJJ 06/13			



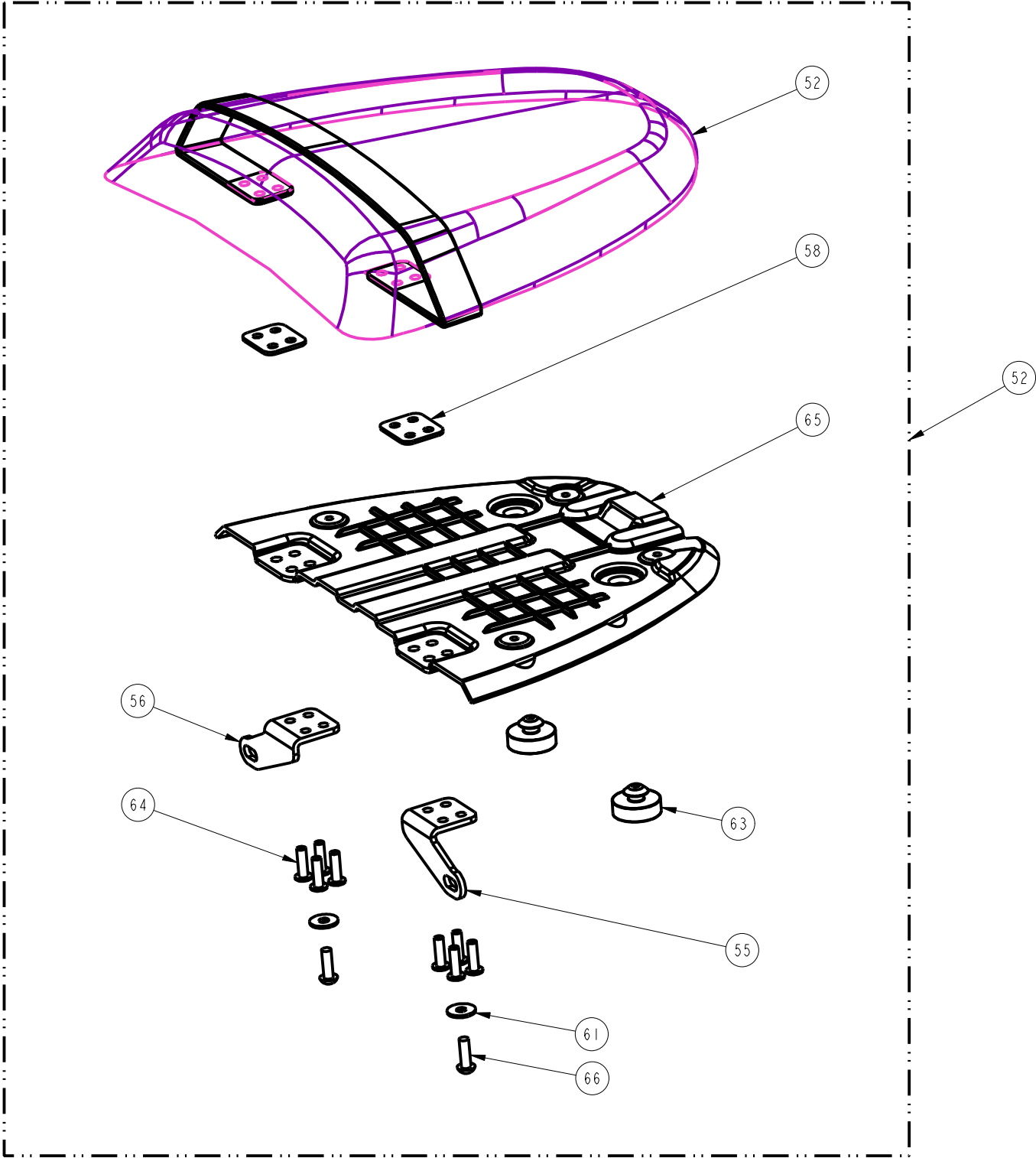
SECTION	630	ISSUE	DCN NUMBER	APPROVED BY/ DATE	ISSUE	DCN NUMBER	APPROVED BY/ DATE
		1					
DESCRIPTION	BODYWORK_ASSY	2	DC 000610	SS 03/11			
		3	DC 000491	RJJ 01/13			
		4	DC 001124	RJJ 06/13			



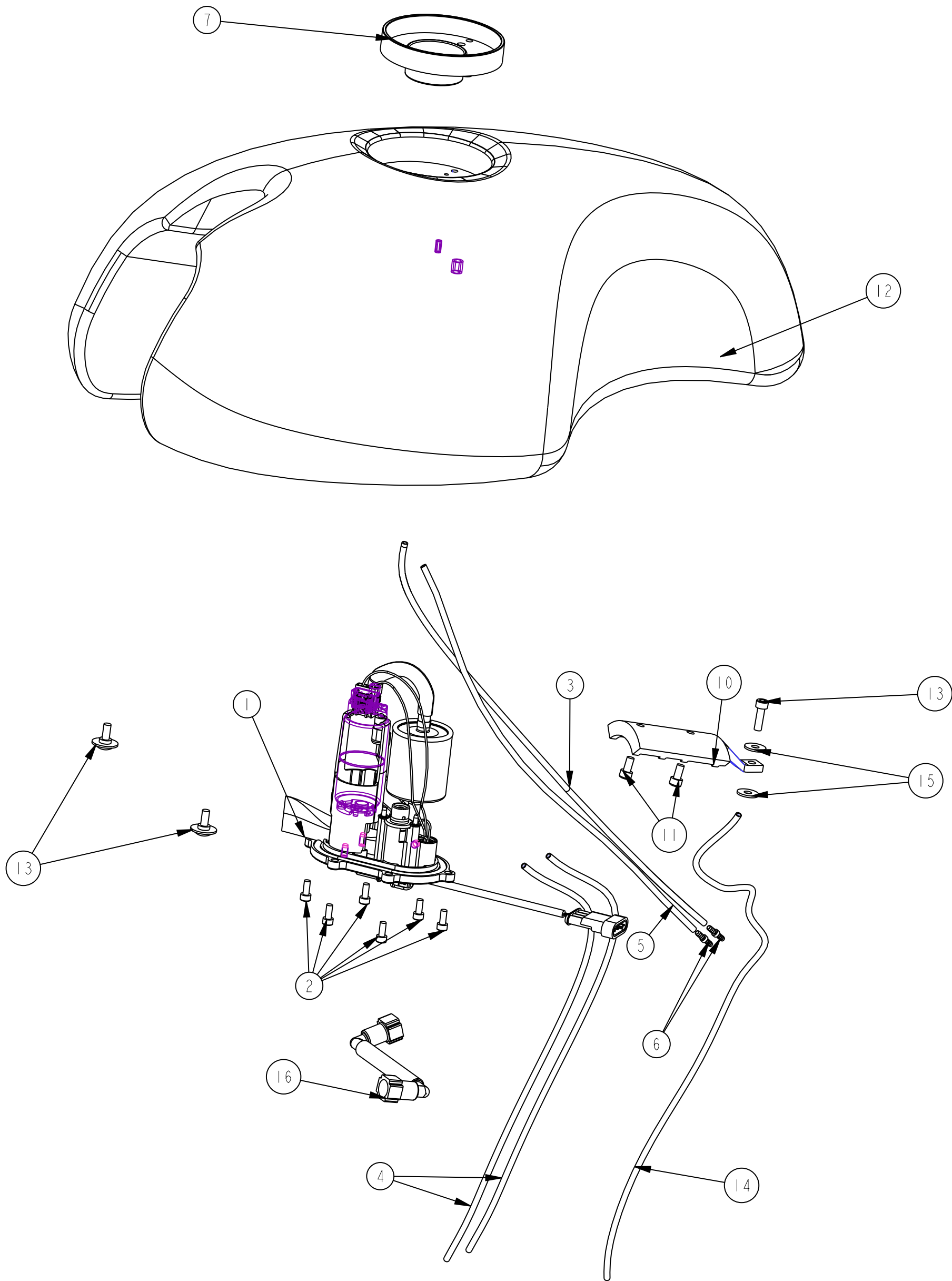
SECTION	630	ISSUE	DCN NUMBER	APPROVED BY/ DATE	ISSUE	DCN NUMBER	APPROVED BY/ DATE
		1					
DESCRIPTION	BODYWORK_ASSY	2	DC 000610	SS 03/11			
		3	DC 000491	RJJ 01/13			
		4	DC 001124	RJJ 06/13			



SECTION	630	ISSUE	DCN NUMBER	APPROVED BY/ DATE	ISSUE	DCN NUMBER	APPROVED BY/ DATE
		1					
DESCRIPTION	BODYWORK_ASSY	2	DC 000610	SS 03/11			
		3	DC 000491	RJJ 01/13			
		4	DC 001124	RJJ 06/13			



SECTION	640	ISSUE	DCN NUMBER	APPROVED BY/ DATE	ISSUE	DCN NUMBER	APPROVED BY/ DATE
		1					
		2	DC 000610	SS 03/11			
DESCRIPTION	TANK_ASSY						



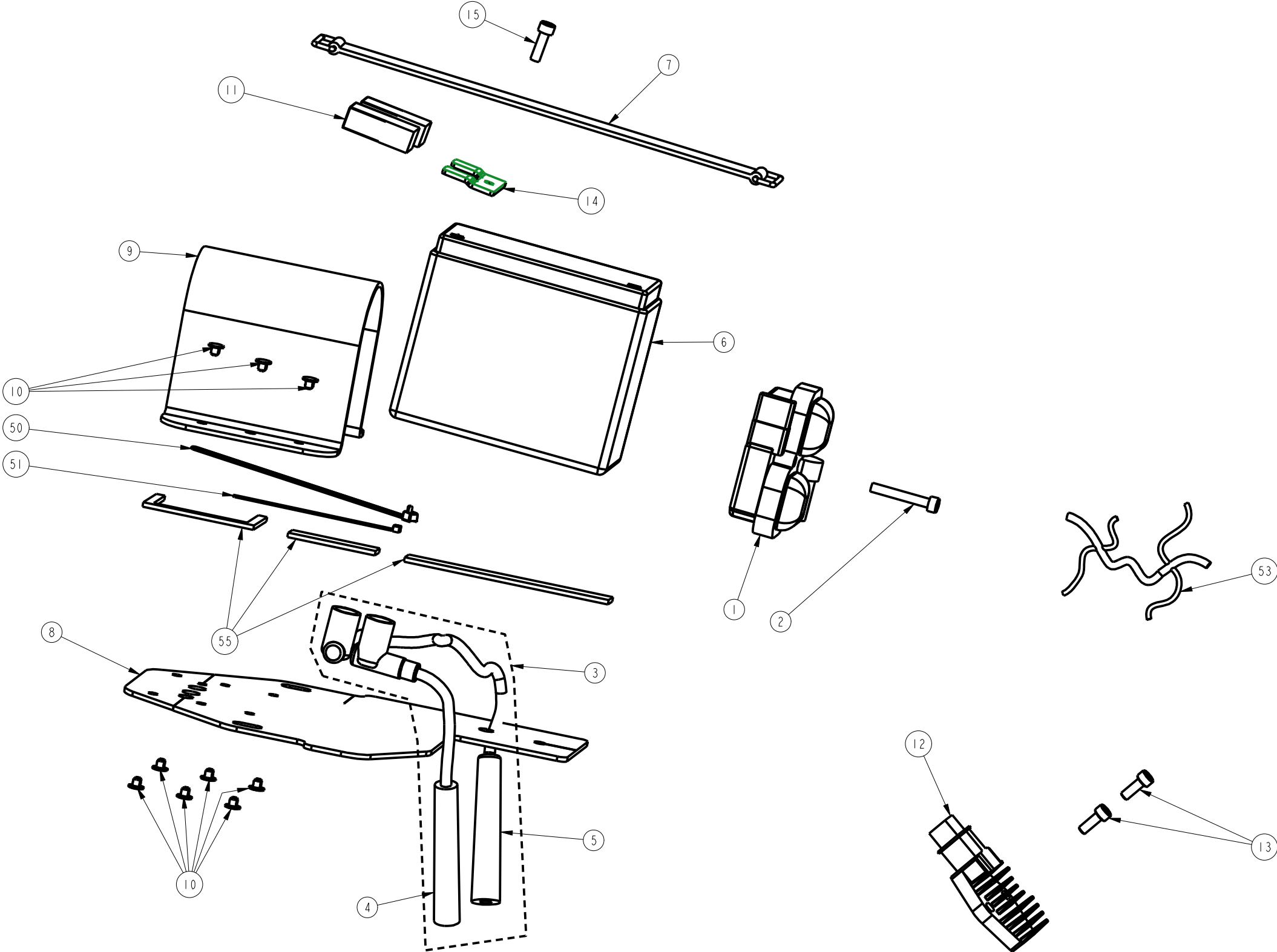
Section	CHANGE	REF NO		PART DESCRIPTION	COMPRISING	COMPRISING	COMPRISING	CSE-01	CSE-02	CSE-03	COM-01	COM-03	CCR-01	CCR-02	CMM-01	CMM-03	TORQUE (Nm)	REMARKS	MARKET VARIATION, APPLICABLE MARKET	PRODUCTION/SPARES/ ACCESSORY
650		33	6500052	LOCKSET, TEXT				1	1	1	1	1	1	1	1	1			US	P S
650				SWITCH, IGNITION, INCL KEYS			1					1							US	S
650				FILLER CAP ASSY, FUEL TANK			1												US	S
650		33	6500052	LOCKSET, TEXT				1	1	1	1	1	1	1	1	1			UC	P S
650				SWITCH, IGNITION, INCL KEYS			1												UC	S
650				FILLER CAP ASSY, FUEL TANK			1												UC	S
650		33	6500052	LOCKSET, TEXT				1	1	1	1	1	1	1	1	1			CA	P S
650				SWITCH, IGNITION, INCL KEYS			1												CA	S
650				FILLER CAP ASSY, FUEL TANK			1												CA	S
650																				
650		32	6500007	LOCKSET, UK				1	1	1	1	1	1	1	1	1			UK	P S
650				SWITCH, IGNITION, INCL KEYS			1	-											UK	S
650				FILLER CAP ASSY, FUEL TANK			1	-											UK	S
650		32	6500007	LOCKSET, UK				1	1	1	1	1	1	1	1	1			FR	P S
650				SWITCH, IGNITION, INCL KEYS			1	-											FR	S
650				FILLER CAP ASSY, FUEL TANK			1	-											FR	S
650		32	6500007	LOCKSET, UK				1	1	1	1	1	1	1	1	1			DE	P S
650				SWITCH, IGNITION, INCL KEYS			1	-											DE	S
650				FILLER CAP ASSY, FUEL TANK			1	-											DE	S
650		32	6500007	LOCKSET, UK				1	1	1	1	1	1	1	1	1			ES	P S
650				SWITCH, IGNITION, INCL KEYS			1	-											ES	S
650				FILLER CAP ASSY, FUEL TANK			1	-											ES	S
650		32	6500007	LOCKSET, UK				1	1	1	1	1	1	1	1	1			GR	P S
650				SWITCH, IGNITION, INCL KEYS			1	-											GR	S
650				FILLER CAP ASSY, FUEL TANK			1	-											GR	S
650		32	6500007	LOCKSET, UK				1	1	1	1	1	1	1	1	1			PT	P S
650				SWITCH, IGNITION, INCL KEYS			1	-											PT	S
650				FILLER CAP ASSY, FUEL TANK			1	-											PT	S
650		32	6500007	LOCKSET, UK				1	1	1	1	1	1	1	1	1			IT	P S
650				SWITCH, IGNITION, INCL KEYS			1	-											IT	S
650				FILLER CAP ASSY, FUEL TANK			1	-											IT	S
650		32	6500007	LOCKSET, UK				1	1	1	1	1	1	1	1	1			NL	P S
650				SWITCH, IGNITION, INCL KEYS			1	-											NL	S
650				FILLER CAP ASSY, FUEL TANK			1	-											NL	S
650		32	6500007	LOCKSET, UK				1	1	1	1	1	1	1	1	1			SE	P S
650				SWITCH, IGNITION, INCL KEYS			1	-											SE	S
650				FILLER CAP ASSY, FUEL TANK			1	-											SE	S
650		32	6500007	LOCKSET, UK				1	1	1	1	1	1	1	1	1			JP	P S
650				SWITCH, IGNITION, INCL KEYS			1	-											JP	S
650				FILLER CAP ASSY, FUEL TANK			1	-											JP	S
650		32	6500007	LOCKSET, UK				1	1	1	1	1	1	1	1	1			HK	P S
650				SWITCH, IGNITION, INCL KEYS			1	-											HK	S
650				FILLER CAP ASSY, FUEL TANK			1	-											HK	S
650		32	6500007	LOCKSET, UK				1	1	1	1	1	1	1	1	1			NZ	P S
650				SWITCH, IGNITION, INCL KEYS			1	-											NZ	S
650				FILLER CAP ASSY, FUEL TANK			1	-											NZ	S

Section	CHANGE	REF NO	PART DESCRIPTION	COMPRISING COMPRISING	COMPRISING	CSE-01	CSE-02	CSE-03	COM-01	COM-03	CCR-01	CCR-02	CMM-01	CMM-03	TORQUE (Nm)	REMARKS	MARKET VARIATION, APPLICABLE MARKET	PRODUCTION/SPARES/ ACCESSORY
650		32	6500007	LOCKSET, UK		1	1	1	1	1	1	1	1	1			AU	P S
650			SWITCH, IGNITION, INCL KEYS		1	-											AU	S
650			FILLER CAP ASSY, FUEL TANK		1	-											AU	S
650		32	6500007	LOCKSET, UK		1	1	1	1	1	1	1	1	1			ZA	P S
650			SWITCH, IGNITION, INCL KEYS		1	-											ZA	S
650			FILLER CAP ASSY, FUEL TANK		1	-											ZA	S
650																		
650			6500076	ECU TUNE,SC, JENVEY EURO 3		1	1	1	1	1	1	1	1	1			US	P S
650			6500076	ECU TUNE,SC, JENVEY EURO 3		1	1	1	1	1	1	1	1	1			UC	P S
650			6500076	ECU TUNE,SC, JENVEY EURO 3		1	1	1	1	1	1	1	1	1			CA	P S
650																		
650			6500076	ECU TUNE,SC, JENVEY EURO 3		1	1	1	1	1	1	1	1	1			UK	P S
650			6500076	ECU TUNE,SC, JENVEY EURO 3		1	1	1	1	1	1	1	1	1			FR	P S
650			6500076	ECU TUNE,SC, JENVEY EURO 3		1	1	1	1	1	1	1	1	1			DE	P S
650			6500076	ECU TUNE,SC, JENVEY EURO 3		1	1	1	1	1	1	1	1	1			ES	P S
650			6500076	ECU TUNE,SC, JENVEY EURO 3		1	1	1	1	1	1	1	1	1			GR	P S
650			6500076	ECU TUNE,SC, JENVEY EURO 3		1	1	1	1	1	1	1	1	1			PT	P S
650			6500076	ECU TUNE,SC, JENVEY EURO 3		1	1	1	1	1	1	1	1	1			IT	P S
650			6500076	ECU TUNE,SC, JENVEY EURO 3		1	1	1	1	1	1	1	1	1			NL	P S
650			6500076	ECU TUNE,SC, JENVEY EURO 3		1	1	1	1	1	1	1	1	1			SE	P S
650			6500076	ECU TUNE,SC, JENVEY EURO 3		1	1	1	1	1	1	1	1	1			JP	P S
650			6500076	ECU TUNE,SC, JENVEY EURO 3		1	1	1	1	1	1	1	1	1			HK	P S
650			6500076	ECU TUNE,SC, JENVEY EURO 3		1	1	1	1	1	1	1	1	1			NZ	P S
650			6500076	ECU TUNE,SC, JENVEY EURO 3		1	1	1	1	1	1	1	1	1			AU	P S
650			6500076	ECU TUNE,SC, JENVEY EURO 3		1	1	1	1	1	1	1	1	1			ZA	P S
650																		
650			6500077	ECU TUNE, SC, JENVEY, AFTER MARKET EXHAUST		11	1	1	1	1	1	1	1	1				S
650																		
650		25	6500073	ECU, SC		1	1	1	1	1	1	1	1	1		SPECIALIST COMPONENTS		PS
650																		
650		53	6500060	HARNESS, MAIN, TYPE APPROVAL		1	1	1	1	1	1	1	1	1				PS
650				FUSE, MINI, 10A		6	-											S
650				FUSE, 30A		1	-											S
650				RELAY, GROMMET		3	-											S
650				LEAD, STARTER		1	-											S
650		27	6500065	RELAY, FLASHER, BULB FAILURE, 10W X 12.8V		1	-											S
650		24	6500025	FUSE BOX		1	-											S
650				RELAY, NORMALLY OPEN		6	-											S
650				LEAD, EARTH, BATTERY TO ENGINE		1												
650				LEAD, POSITIVE, STARTER		1												
650																		
650		51	9200001	CABLE TIE, 70MM X 2.6MM, BLACK		10	10	10	10	10	10	10	10	10		TO SUPPORT HARNESS TO FRAME		PS
650																		
650		50	9200004	CABLE TIE, 203MM X 4.8MM, BLACK		10	10	10	10	10	10	10	10	10		TO SUPPORT HARNESS TO FRAME		PS
650																		
650		20	6500009	SWITCH, FALL DETECT		1	1	1	1	1	1	1	1	1				PS
650		21	6500037	FOAM, RELAY BOX		1	1	1	1	1	1	1	1	1		FITS INSIDE FUSE BOX LID		PS
650		22	9400044	WASHER, PENNY, M4 X 4.3 X 12 X 1.0		2	2	2	2	2	2	2	2	2		FOR ROLLOVER SWITCH		PS

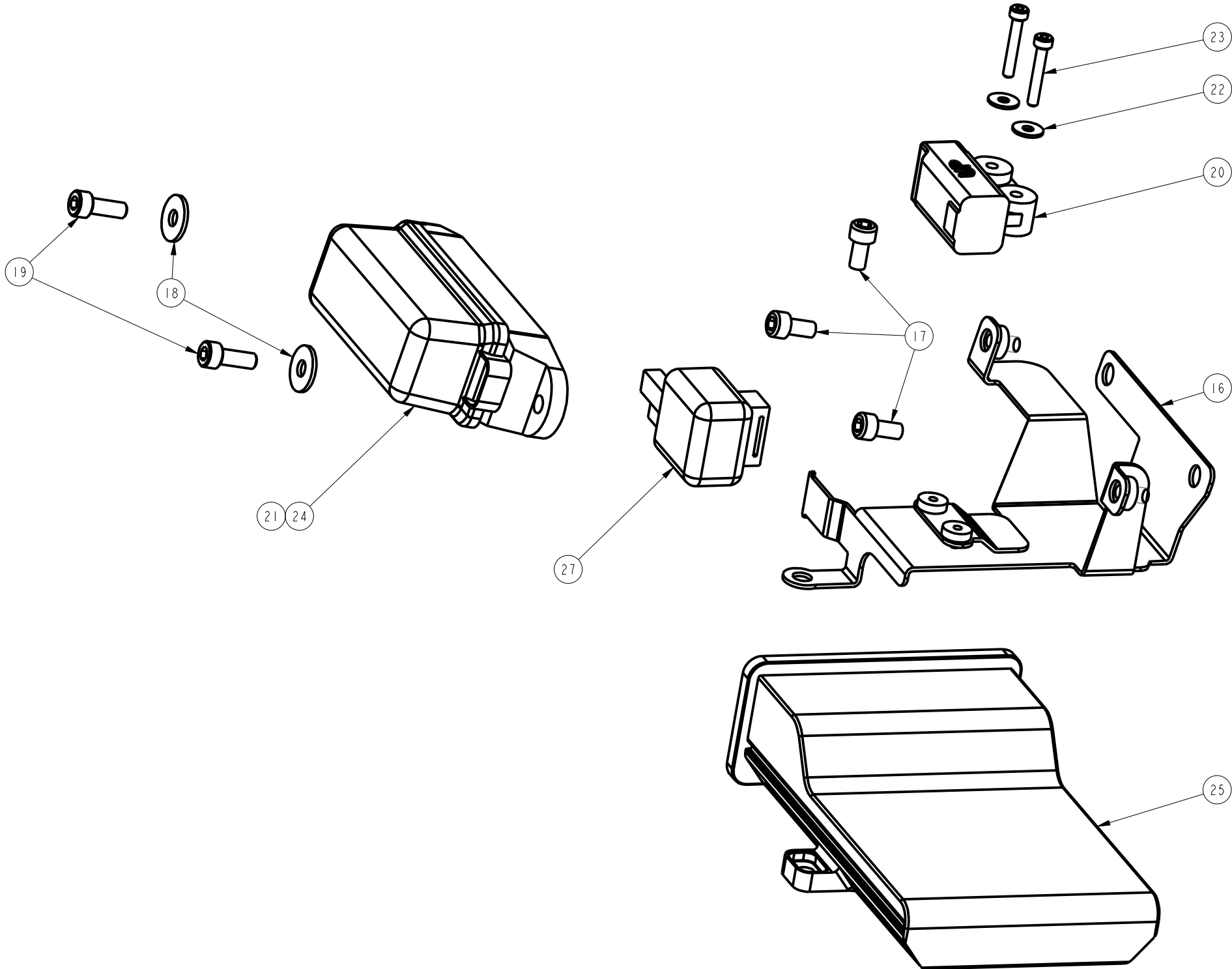
Section	CHANGE	REF NO	PART DESCRIPTION	COMPRISING COMPRISING	COMPRISING	CSE-01	CSE-02	CSE-03	COM-01	COM-03	CCR-01	CCR-02	CMM-01	CMM-03	TORQUE (Nm)	REMARKS	MARKET VARIATION, APPLICABLE MARKET	PRODUCTION/SPARES/ ACCESSORY
650		23	9000420	BOLT, CAP HD, M4 X 25 X 0.7		2	2	2	2	2	2	2	2	2		FOR ROLLOVER SWITCH		PS
650		28	6500006	HORN ASSY, HI-TONE		1	1	1	1	1	1	1	1	1		ECIE		PS
650		29	9410001	SPRING WASHER, M8		1	1	1	1	1	1	1	1	1				PS
650		30	9400007	WASHER, M8, 8.4 X 16 X 1.6		1	1	1	1	1	1	1	1	1				PS
650		31	9000013	BOLT, BUTTON HD, INT HEX, M8 X 16		1	1	1	1	1	1	1	1	1	18	MOUNTED ON LOWER YOKE		PS
650		1	6500004	IGNITION COIL PACK		1	1	1	1	1	1	1	1	1				PS
650		2	9000002	BOLT, CAP HD, M6 X 40 X 1.0		1	1	1	1	1	1	1	1	1	10	TO CLAMP IGNITION COIL PACK		PS
650		3	6500047	LEAD, IGNITION, KIT		1	1	1	1	1	1	1	1	1				PS
650		4	6500028	IGNITION LEAD, RH		1												S
650		5	6500029	IGNITION LEAD, LH		1												S
650		6	6500036	BATTERY, YTZ14S		1	1	1	1	1	1	1	1	1		YUASA HIGH SPEC		PS
650		7	6500027	STRAP, BATTERY		1	1	1	1	1	1	1	1	1				PS
650		48	6400010	GASKET, FILLER NECK		1	-									FOR SPARES ONLY		S
650		49	6400011	GASKET, FILLER CAP		1	-									FOR SPARES ONLY		S
650				FUEL FILLER NECK INSERT		1	-											S
650				FUEL FILLER NECK INSERT SEAL		1												S
650		44	9400014	WASHER, M6, 6.4 X 12 X 1.6		2	2	2	2	2	2	2	2	2				PS
650		45	9000019	BOLT, SECURITY, M6		2	2	2	2	2	2	2	2	2		TO CLAMP LOCKSET		PS
650		46	9000530	BOLT, CAP HD, M5 X 30 X 0.8		3	3	3	3	3	3	3	3	3	4	TO CLAMP FILLER CAP		PS
650		47	9000001	BOLT, CAP HD, M5 X 15 X 0.8		4	4	4	4	4	4	4	4	4	4	TO BLANK REMAINING FILLER NECK HOLES		PS
650		34	6500001	SPEEDO		1	1	1	1	1	1	1	1	1				PS
650		35	6500002	TACHO		1	1	1	1	1	1	1	1	1				PS
650		36	6500020	ANTI-VIBRATION RUBBER, INSTRUMENTS		2	2	2	2	2	2	2	2	2				PS
650		37	6500021	COVER, INSTRUMENTS		2	2	2	2	2	2	2	2	2				PS
650		38	6500038	SPACER, INSTRUMENT COVER		4	4	4	4	4	4	4	4	4		BETWEEN INSTRUMENT COVER AND CLOCKS		PS
650		39	9100008	DOMED NUT, M4		4	4	4	4	4	4	4	4	4		TO CLAMP INSTRUMENT COVERS		PS
650		40	6500023	SWITCH, INSTRUMENT PANEL		1	1	1	1	1	1	1	1	1				PS
650		41	6500024	PLAQUE, COMMANDO SE		1	1	1	-	-	-	-	-	-				PS
650		41	6500040	PLAQUE, COMMANDO SPORT		-	-	-	1	-	-	-	1	-				PS
650		41	6500041	PLAQUE, COMMANDO CAFE RACER		-	-	-	-	-	1	1	-	-				PS
650		41	6500078	PLAQUE, COMMANDO SF						1				1				PS
650		41	6500043	PLAQUE, HAND-BUILT AT DONINGTON PARK		1	1	1	1	1	1	1	1	1				PS
650		42	6500005	INSTRUMENT PANEL		1	1	1	1	1	1	1	1	1		FLAT ALUMINIUM PART, MACHINED		PS
650		43	9000012	BOLT, CAP HD, M8 X 20 X 1.25		2	2	2	2	2	2	2	2	2	20	PANEL TO YOKE FIXING		PS
650		12	6500030	REGULATOR RECTIFIER, RR58		1	1	1	1	1	1	1	1	1				PS
650		13	9000616	BOLT, CAP HD, M6 X 16 X 1.0		2	2	2	2	2	2	2	2	2	9	TO CLAMP REGULATOR RECTIFIER		PS
650		16	6500072	BRACKET, ECU, SC		1	1	1	1	1	1							PS
650		17	9000612	BOLT, CAP HD, M6 X 12 X 1.0		3	3	3	3	3	3				9			PS
650		18	9400013	WASHER, PENNY, M6, 6.4 X 18 X 1.6		2	2	2	2	2	2	2	2	2		USED WITH FUSE BOX BOLTS		PS
650		19	9000616	BOLT, CAP HD, M6 X 16 X 1.0		2	2	2	2	2	2	2	2	2	9	TO CLAMP FUSE BOX		PS

Section	CHANGE	REF NO	PART DESCRIPTION	COMPRISING COMPRISING	COMPRISING	CSE-01	CSE-02	CSE-03	COM-01	COM-03	CCR-01	CCR-02	CMM-01	CMM-03	TORQUE (Nm)	REMARKS	MARKET VARIATION, APPLICABLE MARKET	PRODUCTION/SPARES/ ACCESSORY
650		58	6500050	TRAY ECU, DUAL SEAT								1	1	1				PS
650		56	6500051	STRAP, ECU, DUAL SEAT SC								1	1	1				PS
650		21	6500037	FOAM, RELAY BOX								1	1	1		UNDERSIDE OF ECU STRAP		PS
650		57	9000703	BOLT, BUTTON HD, INTERNAL HEX, FLANGED, M8 X 16 X 1.25								4	4	4	20	TO FIX TRAY TO BODYWORK		PS
650		19	9000616	BOLT, CAP HD, M6 X 16 X 1.0								2	2	2	9	TO FIX TRAY TO BODYWORK		PS
650		18	9400013	WASHER, PENNY, M6 X 16 X 1.0								2	2	2				PS
650																		
650		11	6500032	MOUNT, RELAY, RUBBER			2	2	2	2	2	2	2	2		ENGINE STOP' AND 'FUEL LIGHT' RELAYS		PS
650		14	6500031	BRACKET, TWIN RELAY			1	1	1	1	1	1	1	1		TO HOLD THE RELAY		
650		15	9000600	BOLT, CAP HD, M8 X 20			1	1	1	1	1	1	1	1	20	TO HOLD THE RELAY BRACKET		
650																		
650		8	6500033	SPLASH SHIELD, TANK, UNDERSIDE			1	1	1	1	1	1	1	1				PS
650		9	6500039	STRAP, RUBBER, SPLASH SHIELD			1	1	1	1	1	1	1	1				PS
650		10	9300015	CLIP, BARBED FASTENER, BLACK, LONG			6	6	6	6	6	6	6	6		TO CLAMP SPLASH SHIELD		PS
650		10	9300008	CLIP, BARBED FASTENER, BLACK			6	6	6	6	6	6	6	6		TO CLAMP SPLASH SHIELD		PS
650		55	6500042	DUAL LOCK, LOW PROFILE, RECLOSEABLE FASTENER			1	1	1	1	1	1	1	1		TO FIX SPLASH SHIELD TO BATTERY BOX UNDERSIDE		PS
650		650.... ELECTRICAL SYSTEM			ISSUE 1	DC NOTE		APPROVED S.SKINNER			ISSUE 2		DC NOTE DC 000610		APPROVED S. SKINNER			
650					3	00491		RJJ										

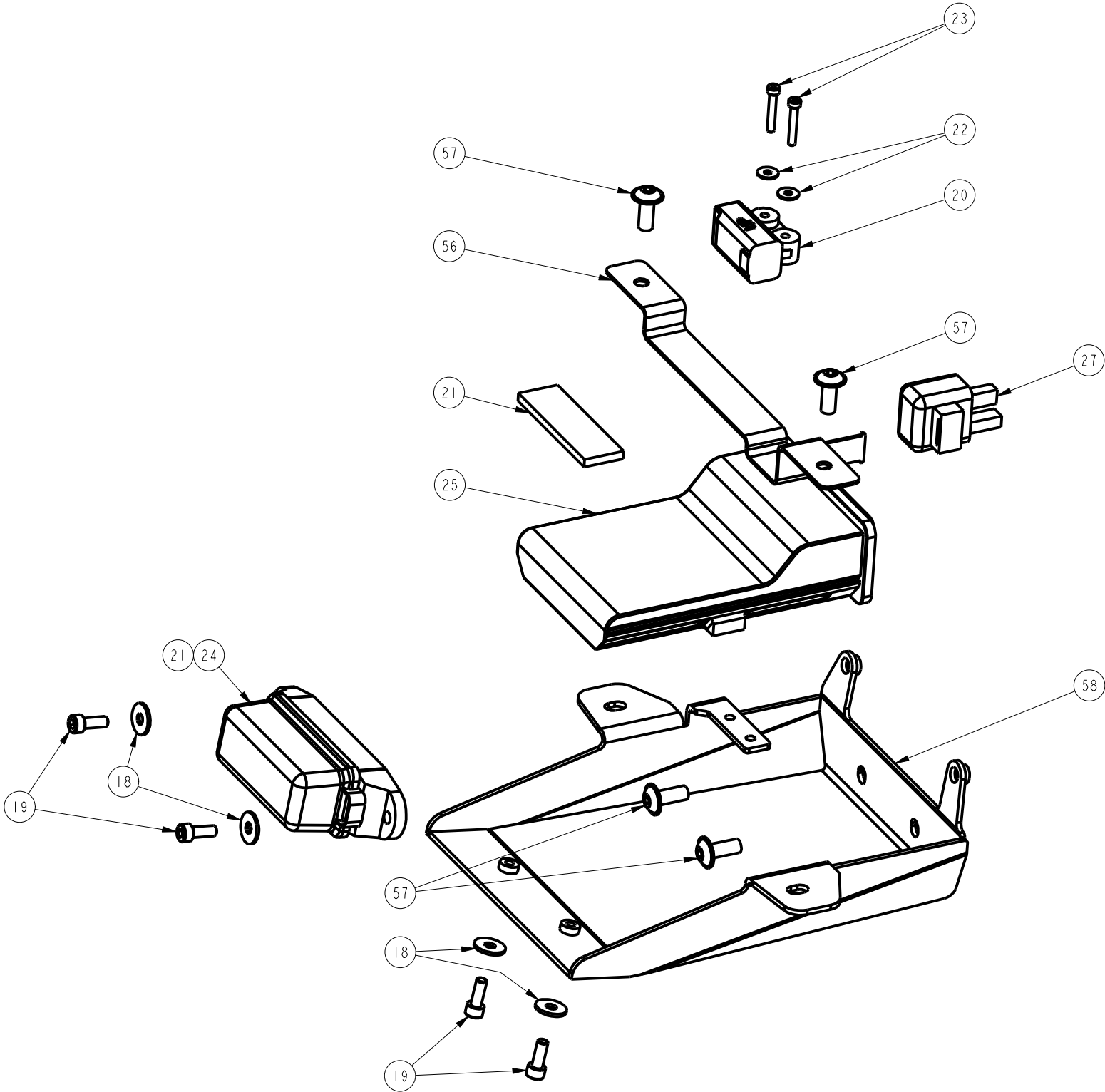
SECTION	650	ISSUE	DCN NUMBER	APPROVED BY/ DATE	ISSUE	DCN NUMBER	APPROVED BY/ DATE
		1					
		2	DC 000610	24/03/2011			
		3	DC 000491	RJJ 01/13			
DESCRIPTION	ELECTRICAL_ASSY						



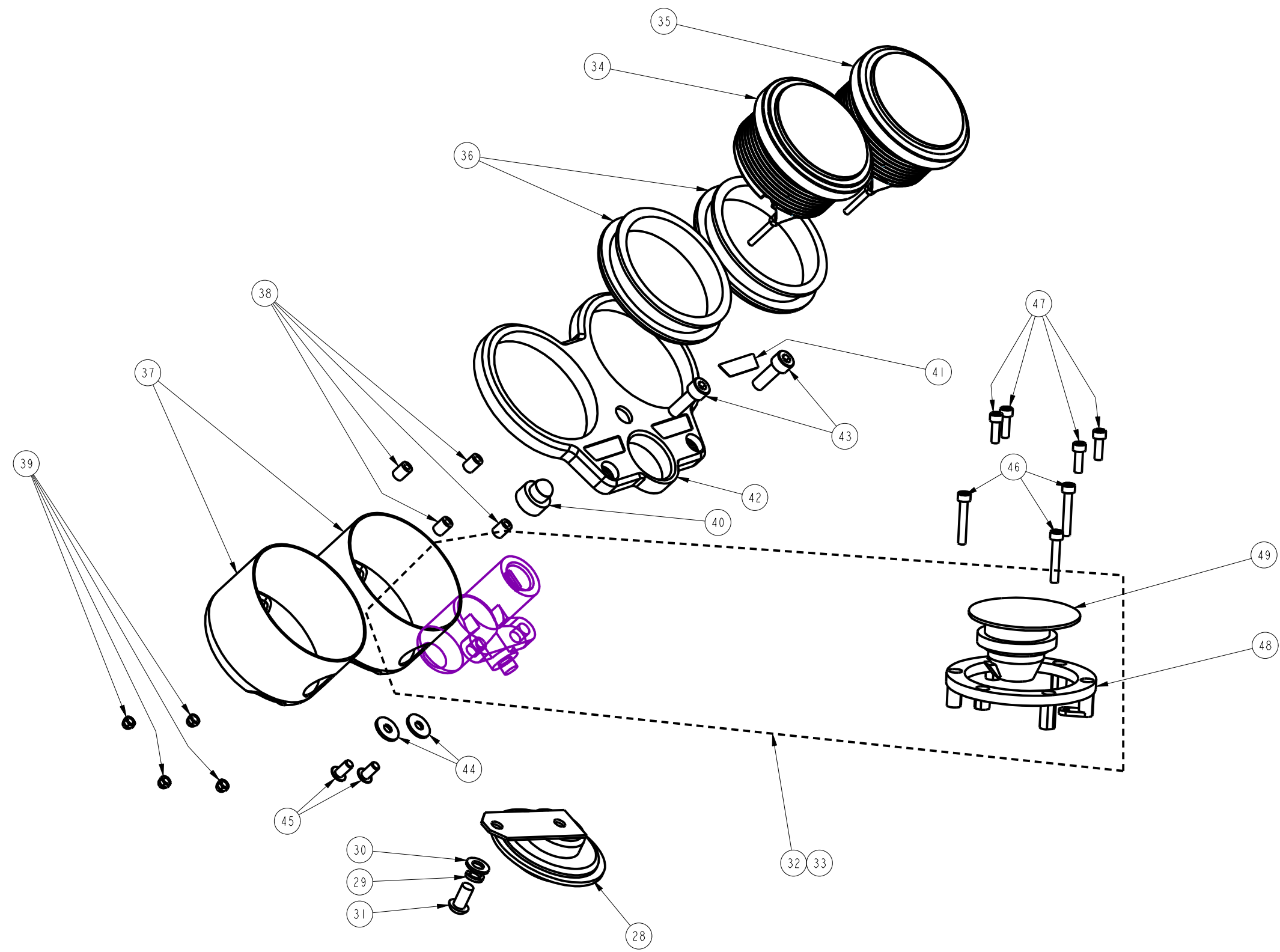
SECTION	650	ISSUE	DCN NUMBER	APPROVED BY/ DATE	ISSUE	DCN NUMBER	APPROVED BY/ DATE
		1					
DESCRIPTION	ELECTRICAL_ASSY	2	DC 000610	SS 03/11			
		3	DC 000491	RJJ 01/13			



SECTION	650	ISSUE	DCN NUMBER	APPROVED BY/ DATE	ISSUE	DCN NUMBER	APPROVED BY/ DATE
		1					
DESCRIPTION	ELECTRICAL_ASSY	2	DC 000610	SS 03/11			
		3	DC 000491	RJJ 01/13			



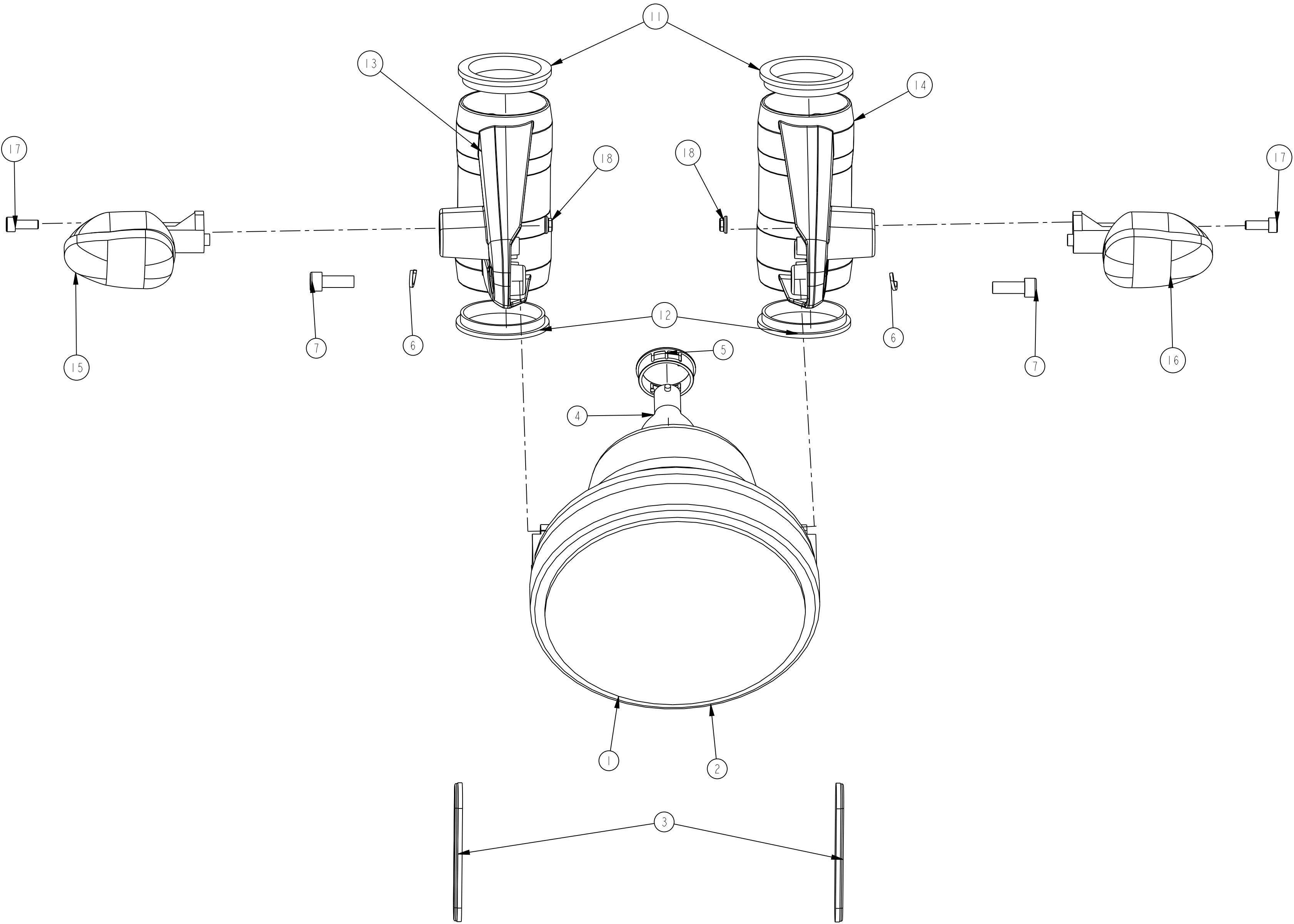
SECTION	650	ISSUE	DCN NUMBER	APPROVED BY/ DATE	ISSUE	DCN NUMBER	APPROVED BY/ DATE
		1					
DESCRIPTION	ELECTRICAL_ASSY	2	DC 000610	SS 03/11			
		3	DC 000491	RJJ 01/13			



Section	CHANGE	REF NO	PART DESCRIPTION	COMPRISING	COMPRISING	COMPRISING	CSE-01	CSE-02	CSE-03	COM-01	COM-03	CCR-01	CCR-02	CMM-01	CMM-03	TORQUE (Nm)	REMARKS	MARKET VARIATION, APPLICABLE MARKET	PRODUCTION/SPARES/ ACCESSORY
670		1	6700001	HEADLIGHT, LH DIP			1	1	1	1	1	1	1	1	1			AU	P P
670		1	6700001	HEADLIGHT, LH DIP			1	1	1	1	1	1	1	1	1			ZA	P P S S
670		1	6700001	HEADLIGHT, LH DIP			1	1	1	1	1	1	1	1	1			UK	P P S S
670		1	6700001	HEADLIGHT, LH DIP			1	1	1	1	1	1	1	1	1			IVA	P P S S
670		1	6700001	HEADLIGHT, LH DIP			1	1	1	1	1	1	1	1	1			NZ	P P S S
670		1	6700001	HEADLIGHT, LH DIP			1	1	1	1	1	1	1	1	1			JP	P P S S
670		1	6700001	HEADLIGHT, LH DIP			1	1	1	1	1	1	1	1	1			HK	P P S S
670																			
670		2	6700022	HEADLIGHT, RH DIP			1	1	1	1	1	1	1	1	1			DE	P P
670		2	6700022	HEADLIGHT, RH DIP			1	1	1	1	1	1	1	1	1			SE	P P
670		2	6700022	HEADLIGHT, RH DIP			1	1	1	1	1	1	1	1	1			IT	P P S S
670		2	6700022	HEADLIGHT, RH DIP			1	1	1	1	1	1	1	1	1			ES	P P S S
670		2	6700022	HEADLIGHT, RH DIP			1	1	1	1	1	1	1	1	1			PT	P P
670		2	6700022	HEADLIGHT, RH DIP			1	1	1	1	1	1	1	1	1			GR	P P S S
670		2	6700022	HEADLIGHT, RH DIP			1	1	1	1	1	1	1	1	1			NL	P P S S
670		2	6700022	HEADLIGHT, RH DIP			1	1	1	1	1	1	1	1	1			FR	P P S S
670		2	6700022	HEADLIGHT, RH DIP			1	1	1	1	1	1	1	1	1			US	P P S S
670		2	6700022	HEADLIGHT, RH DIP			1	1	1	1	1	1	1	1	1			UC	P P S S
670		2	6700022	HEADLIGHT, RH DIP			1	1	1	1	1	1	1	1	1			CA	P P S S
670																			
670		19	6700025	REFLECTOR, REAR, RED			1	1	1	1	1	1	1	1	1			UK	P P
670		19	6700025	REFLECTOR, REAR, RED			1	1	1	1	1	1	1	1	1			IVA	P P S S
670		19	6700025	REFLECTOR, REAR, RED			2	2	2	2	2	2	2	2	2			US	P P S S
670		20	6700035	BRACKET, REAR REFLECTOR, STEEL			1	1	1	1	1	1	1	1	1			US	P P S S
670		19	6700025	REFLECTOR, REAR, RED			2	2	2	2	2	2	2	2	2			CA	P P S S
670		20	6700035	BRACKET, REAR REFLECTOR, STEEL			1	1	1	1	1	1	1	1	1			CA	P P S S
670		19	6700025	REFLECTOR, REAR, RED			2	2	2	2	2	2	2	2	2			UC	P P S S
670		20	6700035	BRACKET, REAR REFLECTOR, STEEL			1	1	1	1	1	1	1	1	1			UC	P P S S
670																			
670		3	6700038	REFLECTOR, FRONT, AMBER			2	2	2	2	2	2	2	2	2			US	P P S
670		3	6700038	REFLECTOR, FRONT, AMBER			2	2	2	2	2	2	2	2	2			CA	P P S S
670		3	6700038	REFLECTOR, FRONT, AMBER			2	2	2	2	2	2	2	2	2			UC	P P S S
670		4	6700026	BULB, HEAD LIGHT, HEAVY DUTY			1	1	1	1	1	1	1	1	1				PS
670		28	6700047	BULB, SIDE LIGHT			1	1	1	1	1	1	1	1	1				S
670		5	6700027	SNAP BUSHING, 38MM X 11.5MM			1	1	1	1	1	1	1	1	1		TO CARRY WIRES INTO HEADLIGHT		
670																			
670		6	9410001	SPRING WASHER, M8			2	2	2	2	2	2	2	2	2		USED WITH HEADLIGHT BOLTS		PS
670		7	9000822	BOLT, CAP HD, M8 X 22 X 1.25			2	2	2	2	2	2	2	2	2	20	TO CLAMP HEADLIGHT		PS
670																			
670		8	6700007	HEADLIGHT BRACKET, LH, CAST			1	1		1				1					PS
670		9	6700008	HEADLIGHT BRACKET, RH, CAST			1	1		1				1					PS
670		10	6700009	HEADLIGHT BRACKET RUBBER			4	4		4				4					PS
670																			
670		11	6700017	HEADLIGHT BRACKET RUBBER, USD, UPPER			-	-	2	-	2	2	2		2				PS
670		12	6700018	HEADLIGHT BRACKET RUBBER, USD, LOWER			-	-	2	-	2	2	2		2				PS
670		13	6700020	HEADLIGHT BRACKET, CAST, USD FORKS RH					1	-	1	1	1		1				PS
670		14	6700021	HEADLIGHT BRACKET, CAST, USD FORKS LH					1	-	1	1	1		1				PS

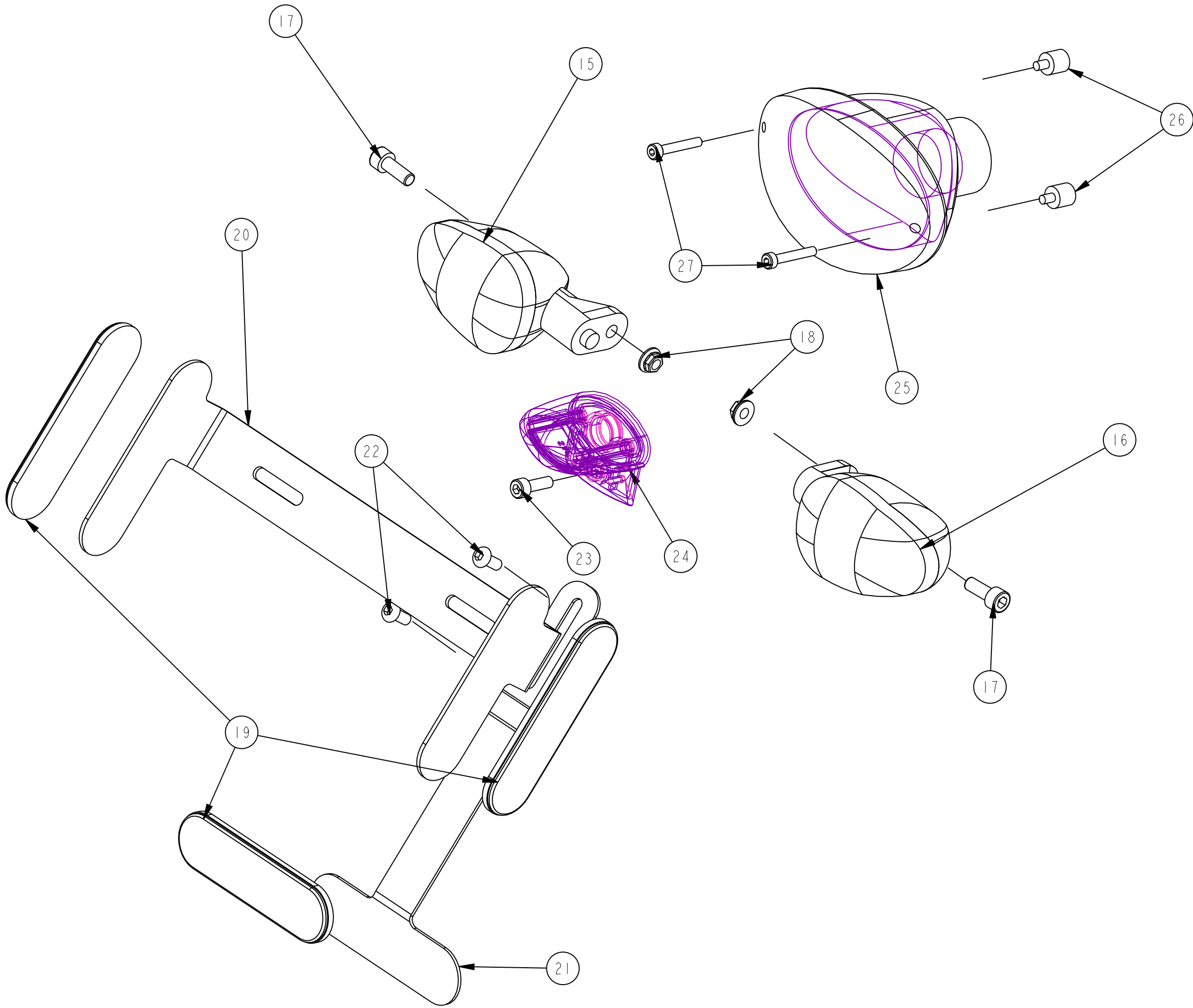
Section	CHANGE	REF NO	PART DESCRIPTION	COMPRISING COMPRISING	COMPRISING	CSE-01	CSE-02	CSE-03	COM-01	COM-03	CCR-01	CCR-02	CMM-01	CMM-03	TORQUE (Nm)	REMARKS	MARKET VARIATION, APPLICABLE MARKET	PRODUCTION/SPARES/ ACCESSORY
670																		
670		24	6700019	NO. PLATE LIGHT, BULB		1	1	1	1	1	1	1	1	1				PS
670		23	9000001	BOLT, CAP HEAD, M5 X 15 X 0.8		1	1	1	1	1	1	1	1	1	7	TO CLAMP NUMBER PLATE LIGHT		PS
670		15	6700004	INDICATOR, RHF,LHR		2	2	2	2	2	2	2	2	2		ECIE		PS
670				LENS, INDICATOR, WHITE		1	-											S
670				SCREW, INDICATOR LENS		1	-											S
670		30	6700046	BULB, INDICATOR, ORANGE		1	-											S
670		16	6700003	INDICATOR, LHF, RHR		2	2	2	2	2	2	2	2	2		ECIE		PS
670				LENS, INDICATOR, WHITE		1	-											S
670				SCREW, INDICATOR LENS		1	-											S
670		30	6700046	BULB, INDICATOR, ORANGE		1	-											S
670		25	6700005	REAR LIGHT, ECE		1	1	1	1	1	1	1	1	1				
670		26	6700024	MOUNT, ANTI VIBRATION, REAR LIGHT		2	2	2	2	2	2	2	2	2		BETWEEN LIGHT AND BODY WORK		PS
670		27	9000420	BOLT, CAP HD, M4 X 20 X 0.7		2	2	2	2	2	2	2	2	2	6	FOR MOUNTING REAR LIGHT		PS
670		17	9000616	BOLT, CAP HD, M6 X 16 X 1.0		4	4	4	4	4	4	4	4	4	9	FOR MOUNTING INDICATORS		PS
670		18	9120006	LOCKNUT, FLANGED, M6x1.0		4	4	4	4	4	4	4	4	4	9	FOR MOUNTING INDICATORS		PS
670		29	6700048	BULB, REAR LIGHT		1	1	1	1	1	1	1	1	1				S
670		21	6700032	BRACKET, REFLECTOR, REAR, XM		1	1	1	1	1	1	1	1	1				PS
670		22	9000015	BOLT, BUTTON HD, M5x12		2	2	2	2	2	2	2	2	2	7	REFLECTOR BRACKET TO NUMBER PLATE HANGER		PS
670		670.... LIGHTING			ISSUE 1	DC NOTE		APPROVED S.SKINNER		ISSUE 2		DC NOTE DC 000610		APPROVED S. SKINNER				
670					3	1137		R JAMES										

SECTION	670	ISSUE	DCN NUMBER	APPROVED BY/ DATE	ISSUE	DCN NUMBER	APPROVED BY/ DATE
		1					
		2	DC 000610	SS 03/11			
DESCRIPTION	LIGHTING_ASSY						



SCALE 1:2

SECTION	670	ISSUE	DCN NUMBER	APPROVED BY/ DATE	ISSUE	DCN NUMBER	APPROVED BY/ DATE
		1					
		2	DC 000610	SS 03/11			
DESCRIPTION	LIGHT_ASSY						



SECTION	670	ISSUE	DCN NUMBER	APPROVED BY/ DATE	ISSUE	DCN NUMBER	APPROVED BY/ DATE
		1					
		2	DC 000610	SS 03/11			
DESCRIPTION	LIGHT_ASSY						

